



STAND BESIDE HER TOUR

"STAND BESIDE HER" TOUR, PRESENTED BY MLB

<u>Date</u>	<u>Opponent</u>	<u>Local Time/Result</u>
February 4	South Florida	W 3-0
February 7	T. 22 Mississippi State Illinois	W 4-0, 9-0
February 8	No. 18 Baylor No. 10 Kentucky	W 9-1, 7-0
February 9	Texas State	W 5-2
February 11	No. 8 Florida	W, 5-3
February 12	Liberty	W, 18-0
February 16	No. 12 Oklahoma State	W, 4-0*
February 18	No. 4 Arizona	W, 5-4
February 20	New Mexico	W, 10-1
February 21	San Diego	W, 14-0
February 22	No. 25 Utah	W, 9-0*
February 23	No. 1 UCLA	W, 9-3
March 8	Cal State San Marcos UC San Diego	1 pm PT
March 10	CSUN San Diego State	5 pm PT
March 12	Washington	6 pm PT
March 17	Portland State Oregon State	5 pm PT
March 18	Southern Oregon Oregon	3:30 pm PT
March 31	Alabama	6 pm CT
April 1	Auburn	6 pm CT
April 3	Columbus State Kennesaw State	5 pm ET
April 5	TBD	1 pm ET
April 7	UT-Chattanooga	6:30 pm ET
April 8	Tennessee	7 pm ET
April 15	LA Tech ULM	5:30 pm CT
April 18	TBD	1 pm CT
April 21	OK Christian north texas	6 pm CT
April 22	Abilene Christian Texas Woman's Univ.	6 pm CT
April 23	Vernon College	TBD
April 25	Lubbock Christian	5 pm CT
May 1	TBD	5 pm CT
May 3	Southeast Missouri	2 pm CT
May 17	TBD	4 pm PT
May 19	San José State	6 pm PT
May 30	Milligan College TBD	1 pm ET
June 3	TBD	5:30 pm CT
June 5	TBD	6 pm ET
June 7	TBD	2 pm ET
June 9	TBD	5 pm ET
June 10	TBD	5 pm ET
June 18	TBD	5 pm ET
June 19	Brakettes	5:30 pm ET
June 21	TBD	4 pm ET
June 23	TBD	5:30 pm ET
June 25	TBD	7 pm ET

*No hitter

USA SOFTBALL

AGAINST:

**CAL STATE SAN MARCOS | UC SAN DIEGO
CSUN | SAN DIEGO STATE**

LIVE STATS: WWW.USASOFTBALL.COM

TEAM USA RETURNS TO ACTION AFTER TWO-WEEK BREAK

The "Stand Beside Her" tour, presented by Major League Baseball, resumes action this weekend as the 2020 Women's National Team (WNT) resumes play in Irvine and San Diego.

Team USA is coming off first leg of the tour that saw the team pick up wins against seven Top-25 ranked opponents - including the team's first-ever come-from-behind victory of the tour over No. 1 UCLA. In total, Team USA has picked up eight shutout victories and the pitching staff has recorded two no-hitters thus far on the tour.

MEDIA INFO

Requests for interviews of any USA Softball athlete or coach should be arranged through the USA Softball Communications Department and should be made prior to the fifth inning of the exhibition contest.

Codi Warren, Director of Communications
cwarren@usasoftball.com
 (Cell) 405-420-2817

2020 ALPHABETICAL ROSTER

No.	NAME	PRONUNCIATION	Pos.	B-T	HOMETOWN	COLLEGE
14	Monica Abbott		LHP	L/L	Salinas, Calif.	Tennessee
2	Ali Aguilar	Ag-u-lar	IF	L/R	Orangevae, Calif.	Washington
20	Valerie Arioto	Air-e-o-toe	IF	R/R	Pleasanton, Calif.	California
3	Ally Carda		IF/RHP	R/R	Elk Grove, Calif.	UCLA
4	Amanda Chidester	Chid-es-ter	C/IF	R/R	Allen Park, Mich	Michigan
12	Taylor Edwards		C	R/R	Murrieta, Calif.	Nebraska
37	Hannah Flippen		IF	R/R	San Diego, Calif.	Utah
21	Rachel Garcia		RHP/IF	R/R	Palmdale, Calif.	UCLA
8	Haylie McCleney	Mc-len-e	OF	L/L	Morris, Ala.	Alabama
16	Michelle Moultrie	Mole-tree	OF	L/R	Jacksonville, Fla.	Florida
34	Dejah Mulipola	Mul-e-pole-uh	C	R/R	Garden Grove, Calif.	Arizona
1	Aubree Munro	Mun-row	C	R/R	Brea, Calif.	Florida
48	Bubba Nickles		IF/OF	R/R	Merced, Calif.	UCLA
38	Cat Osterman		LHP	L/R	Houston, Texas	Texas
9	Janie Reed		OF	L/R	Placentia, Calif.	Oregon
10	Keilani Ricketts	Kay-lon-e	LHP/IF	L/L	San Jose, Calif.	Oklahoma
99	Delaney Spaulding		IF	R/R	Rancho Cucamonga, Calif.	UCLA
7	Kelsey Stewart		IF	L/R	Wichita, Kan.	Florida

COACHING STAFF

Head Coach: Ken Eriksen

Assistant Coaches: Laura Berg, Howard Dobson,
Tairia Flowers, Heather Tarr

USA SOFTBALL BY THE NUMBERS

Average age of 2008 Olympic Team - 26.7
 Average age of 2020 Olympic Team* - 26.5
 Oldest player on 2008 Olympic Team - Lisa Fernandez, 36
 (Feb. 22, 1971)
 Oldest player on 2020 Olympic Team* - Cat Osterman, 36,
 (April 16, 1983)
 Youngest Player on 2008 Olympic Team - Monica Abbott, 22
 (July 28, 1985)
 Youngest Player on 2020 Olympic Team* - Bubba Nickles, 21
 (March 8, 1998)
 Olympic Gold Medalists on 2008 Olympic Team - 12
 Olympic Gold Medalists on 2020 Olympic Team - 1
 Tallest Player - Monica Abbott, 6'3"
 Shortest Players - Hannah Flippen and Michelle Moultrie, 5'3"
 NCAA National Champions: Rachel Garcia (UCLA, 2019), Au-
 bree Munro (Florida, 2014, 2015), Bubba Nickles (UCLA, 2019),
 Keilani Ricketts (Oklahoma, 2013), Kelsey Stewart (Florida,
 2014, 2015)

*Numbers as of January 1, 2020

TOUR QUICK FACTS

Miles Traveled during the six month tour - 18,406
 States Visited - 20
 Cities Visited - 36

HOMETOWN STATES

Alabama - 1 - Haylie McCleney
 California - 13 - Abbott, Aguilar, Arioto, Carda, Edwards,
 Flippen, Garcia, Mulipola, Munro, Nickles, Reed, Ricketts,
 Spaulding
 Florida - 1 - Michelle Moultrie
 Kansas - 1 - Kelsey Stewart
 Michigan - 1 - Amanda Chidester
 Texas - 1 - Cat Osterman

COLLEGE

University of Alabama - Haylie McCleney
 University of Arizona - Dejah Mulipola
 University of California - Valerie Arioto
 University of Florida - Michelle Moultrie, Aubree Munro,
 Kelsey Stewart
 University of Michigan - Amanda Chidester
 University of Nebraska - Taylor Edwards
 University of Oklahoma - Keilani Ricketts
 University of Oregon - Janie Reed
 University of Tennessee - Monica Abbott
 University of Texas - Cat Osterman
 UCLA - Carda, Garcia, Nickles, Spaulding
 University of Utah - Hannah Flippen
 University of Washington - Ali Aguilar

USA SOFTBALL™

THIS WEEK IN USA SOFTBALL (LOCAL TIME)

IRVINE, CA | SAN DIEGO, CA | SEATTLE, WA | HILLSBORO, OR

SUN. MARCH 8

1 PM PT | CAL
STATE SAN
MARCOS AND UC
SAN DIEGO

MON. MARCH 9

YOUTH CLINIC
| SAN DIEGO

TUES. MARCH 10

5 PM PT |
CSUN AND
SAN DIEGO
STATE

WED. MARCH 11

PRACTICE |
SEATTLE

THURS. MARCH 12

6 PM PT |
NO. 3
WASHINGTON

FRI. MARCH 13

OFF DAY

SAT. MARCH 14

PRACTICE |
HILLSBORO

HOW TO FOLLOW ALONG

Team USA's contest against No. 3 Washington will be streamed on Pac12.com and via the Pac-12 Now App. Live stats will be available for all of Team USA's games at USASoftball.com and fans can follow along with the action by following the Women's National Team on Twitter at @USASoftballWNT

RULE DIFFERENCES WBSC VS NCAA

There are a number of rule differences between NCAA Softball and the World Baseball Softball Confederation (WBSC). Below are the notable ones:

TEAM USA LEADERS THROUGH SEVEN CONTESTS

AVG: McCleney	.517	IP: Abbott	31.2
H: Aguilar, Reed	19	W: Abbott	6
2B: Flippen	6	K: Abbott	68
3B: McCleney	3	ER: Abbott	0.00
HR: Edwards	3	# Pitches: Abbott	430
RBI: Aguilar	19	BAA: Abbott	.050
R: Reed	17		

ABBOTT AND OSTERMAN TOSS NO-HITTERS

Team USA's Monica Abbott threw the first no-hitter of the "Stand Beside Her" tour, presented by MLB, in a 4-0 shutout win over No. 16 Oklahoma State. Osterman joined Abbott shortly after in a 9-0 (five innings) win over No. 25 Utah. In total, the pitching staff has held opponents scoreless eight times on the tour thus far.

EXTRA BASES HIGHLIGHT OFFENSE

The U.S. offense is putting up strong power numbers with nearly half of batters in the lineup producing a slugging percentage of over .500. **Taylor Edwards** leads the team with a 1.556 slugging percentage while Haylie McCleney follows with an .828 slugging percentage.

MCCLENEY SETS THE TONE IN THE LEADOFF SPOT

Team USA's **Haylie McCleney** is quickly showing why she's the top leadoff hitter in the world. Reaching base safely in each contest she's played in, she's scored a nearly every time she's reached base.

WEST COAST - BEST COAST

Over half of the athletes on the 2020 Women's National Team roster hail from the west coast while seven of the athletes call southern California their home.

#STANDBESIDEHERTOUR

- **Safety bag** - in international play, a double (safety) bag is used at first base.
- **Run Rule** - in international play, the run-ahead rules are:
 - 15 runs after 3 innings
 - 10 runs after 4 innings
 - 7 runs after 5 innings
- **20 second clock** - in international play, there is a 20-second time limit that starts when the pitcher receives the ball in the circle and stops when the pitcher begins her pitching motion. Violation of the pitch clock results in a ball.
- **Temporary runner** - in international play, a temporary runner may be used for a catcher who is on base with two outs. This does not count as a substitution and is the last possible person in the lineup who would come up to bat that inning.
- **Batter's Box** - in international play, the batter must keep one foot in the batter's box between pitches.
- **Leaping** - in international play, leaping is legal (pivot and non-pivot foot can be in the air at the same time).

MULTIPLE-HIT GAMES

Player	2	3	4	Total
Arioto	2			2
Aguilar	5		1	6
Flippen	4	1		5
Garcia	1			1
McCleney	3	1		4
Moultrie	2	1		3
Nickles	4			4
Mulipola	2			2
Reed	6	1		7
Stewart	2		1	3

MULTIPLE-RBI GAMES

Player	2	3	4	5	Total
Aguilar	3	1	1		5
Arioto	2		1	1	4
Carda		1			1
Chidester	2				2
Edwards	1		1		2
Flippen	2	2			4
McCleney	2				2
Moultrie	2	1			3
Munro	2				2
Nickles	1	1			2
Reed		1			1

"STAND BESIDE HER TOUR" - INDIVIDUAL GAME HIGHS

Batting

At bats.....	5.....	multiple
Runs scored....	4.....	Nickles (Liberty 2-12)
Hits.....	4.....	multiple
RBI.....	5.....	Arioto (San Diego 2-21)
Doubles.....	2.....	multiple
Triples.....	1.....	multiple
Homeruns.....	1.....	multiple
Walks.....	3.....	Nickles (Liberty 2-12)
Total bases.....	8.....	Stewart (UCLA 2-23)
Stolen bases.....	1.....	multiple
Caught stealing.....	1.....	multiple
Hit by pitch.....	1.....	Aguilar (USF 2-4)

Fielding

Putouts.....	13.....	multiple
Assists....	5.....	Ricketts (San Diego 2-21)

Pitching

Innings pitched.....	7.....	Abbott (OK State 2-16)
Runs allowed.....	0.....	multiple
Earned runs.....	0.....	multiple
Walks allowed....	0.....	Abbott (multiple)
Strikeouts.....	14.....	Abbott (UCLA 2-23)
Hits allowed.....	0.....	multiple
Doubles allowed.....	0.....	multiple
Homers allowed.....	0.....	multiple
Wild pitches.....	0.....	multiple
Hit batters.....	0.....	multiple
First pitch strikes.....	16.....	Ricketts (San Diego 2-21)
Batters faced.....	21.....	multiple

"STAND BESIDE HER" TOUR - TEAM GAME HIGHS

Batting

At bats.....	35.....	UCLA 2-23
Runs scored.....	18.....	Liberty 2-12
Hits.....	18.....	Liberty 2-12
RBI.....	17.....	Liberty 2-12
Doubles.....	4.....	Multiple
Triples.....	2.....	Kentucky 2-8
Homeruns.....	3.....	Liberty 2-12, San Diego 2-21
Walks.....	9.....	Baylor 2-8
Total bases.....	32.....	Liberty 2-12
Strikeouts.....	0.....	Texas State 2-9, Utah 2-22
Stolen bases.....	2.....	Miss. State 2-7
Hit by pitch.....	1.....	USF 2-4, Liberty 2-12, New Mexico 2-20
Caught stealing.....	1.....	USF 2-4, Baylor 2-8
Runners LOB.....	3.....	Miss. State/Illinois 2-7, San Diego 2-21

Fielding

Putouts.....	21.....	multiple
Assists.....	10.....	San Diego 2-21
Errors.....	0.....	multiple
Passed balls.....	0.....	multiple

Pitching

Innings pitched.....	7.....	multiple
Runs allowed.....	0.....	multiple
Earned runs.....	0.....	multiple
Walks allowed.....	0.....	Illinois 2-7
Strikeouts.....	18.....	USF 2-4
Hits allowed.....	0.....	OK State 2-16, Utah 2-22
Doubles allowed.....	0.....	multiple
Homers allowed.....	0.....	multiple
Hit batters.....	0.....	multiple
First pitch strikes.....	18.....	USF 2-4, Kentucky 2-8
Batters faced.....	28.....	Texas State 2-9, FL 2-11

TOKYO 2020 FUN FACTS

- Olympic medals will contain Parts of old electronics
- Skateboarding, surfing, sport climbing and karate join soft-ball/baseball as additional sports for Tokyo 2020
- A.I. robots will be used to assist the influx of people with directions, translations and more
- A number of Tokyo's most iconic landmarks are set to serve as scenic backdrops for the Games

WHAT IS THE FUTURE OF SOFTBALL IN THE OLYMPIC GAMES?



The Paris Organizing Committee announced in February, 2019 which sports would make up the 2024 Olympic Program and decided upon breakdancing, surfing, skateboarding and sport climbing to make the final cut of shortlisted sports. The decision came after the groundbreaking Olympic Agenda 2020 passed by the International Olympic Committee (IOC) that gives Olympic host cities the right to propose sports that are popular in the host country and add to the appeal of the Games.

“While disheartening, the response we’ve seen from the softball community is a resounding display that our sport will continue to thrive and grow,” said USA Softball Chief Executive Officer (CEO), Craig Cress. “We won’t give up, the work never ends - but we can promise you that our athletes will continue to compete each year and proudly represent our great nation on the international stage and we encourage fans to continue their loyal support of softball. We also stand with the international softball community in the fight for inclusion in future Olympic Games and we will continue to work with groups who value the growth of our sport both domestically and internationally.”

“I want to congratulate these sports. I also guarantee that WBSC remains committed to boosting the growth of baseball-softball in France and around the world,” said WBSC President, Riccardo Fraccari. “At the WBSC we continue to believe our inclusive, accessible sports can serve to promote the Olympic Values across the world. We will continue working with the Olympic Movement in the lead up to our spectacular Olympic comeback in Tokyo 2020. And we already focus on Los Angeles 2028.”

The IOC still needs to give final approval to the choices made by the Paris 2024 organizers during the executive board in December 2020. The sports have already been provisionally approved by the IOC.



THE COMPETITION

In Tokyo, Team USA will join No. 2 Japan, No. 3 Canada, No. 5 Mexico, No. 8 Australia and No. 10 Italy as the field of six countries competing for the Gold. As the host country, Japan earned an automatic berth while Team USA punched their ticket to the Olympic Games after winning the 2018 World Baseball Softball Confederation (WBSC) Softball World Championship. Italy earned their spot in Tokyo after winning the WBSC Softball Europe/Africa Qualifier while Canada and Mexico qualified as the top two teams from the WBSC Women’s Softball Americas Qualifier. Australia punched the last ticket to Tokyo by winning the WBSC Softball Asia/Oceania Qualifier.

Team USA has played all five other teams within the last six years and will look to advance to their fifth gold medal game on July 28.

The games will be played in Fukushima Azuma Baseball Stadium and Yokohama Baseball Stadium.

#STANDBESIDEHERTOUR



2020 WOMEN'S NATIONAL TEAM

14

Monica Abbott P
Salinas, Calif.
Tennessee - 2007

2

Ali Aguilar IF
Orangevale, Calif.
Washington - 2017

20

Valerie Arioto IF
Pleasanton, Calif.
California - 2012

3

Ally Carda P
Elk Grove, Calif.
UCLA - 2015

4

Amanda Chidester UT
Allen Park, Mich.
Michigan - 2012

12

Taylor Edwards C
Murrieta, Calif.
Nebraska - 2014

37

Hannah Flippen IF
San Diego, Calif.
Utah - 2017

21

Rachel Garcia P
Palmdale, Calif.
UCLA - RS Senior

8

Haylie McCleney OF
Morris, Ala.
Alabama - 2016

16

Michelle Moultrie OF
Jacksonville, Fla.
Florida - 2012

34

Dejah Mulipola C
Garden Grove, Calif.
Arizona - Senior

1

Aubree Munro C
Brea, Calif.
Florida - 2016

48

Bubba Nickles UT
Merced, Calif.
UCLA - Senior

38

Cat Osterman P
Houston, Texas
Texas - 2006

9

Janie Reed OF
Placentia, Calif.
Oregon - 2015

10

Keilani Ricketts P
San Jose, Calif.
Oklahoma - 2013

99

Delaney Spaulding IF
Rancho Cucamonga, Calif.
UCLA - 2017

7

Kelsey Stewart UT
Wichita, Kan.
Florida - 2016

HC

Ken Eriksen
Tampa, Fla.
Head Coach - South Florida

AC

Laura Berg
Corvallis, Ore.
Head Coach - Oregon State

AC

Howard Dobson
Baton Rouge, La.
Assistant Coach - LSU

AC

Tairia Flowers
Northridge, Calif.
Head Coach - CSUN

AC

Heather Tarr
Redmond, Wash.
Head Coach - Washington



MONICA ABBOTT

Pitcher – L/L | Salinas, Calif. | Tennessee

14



A Few Accomplishments

- Olympic Silver Medalist (2008)
- Three-time World Champion (2018, 2010, 2006)
- Two-time Pan American Games Gold Medalist (2019, 2007)

National Team Experience

2019

- Pan American Games Gold Medalist
Went 3-0 in the circle with 48 strikeouts and a 0.75 ERA in 28 innings pitched

2018

- World Championship Gold Medalist
Posted a 1.62 ERA while going 5-0 in 26 innings pitched; led the tournament with 5-0 record

2010

- World Championship Gold Medalist
Had a 0.58 ERA with a 2-0 record in 12 innings pitched while striking out 16

2008

- Olympic Silver Medalist
Posted a 0.29 ERA and a 3-0 record in 24 innings pitched while striking out 32 batters

2007

- Pan American Games Gold Medalist
Posted a 2-0 record, led team with 10.0 innings pitched with a team-high 20 strikeouts

2006

- World Championship Gold Medalist
Posted a 2-0 record with a 0.00 ERA in six innings pitched with 10 strikeouts

At Tennessee

- Set career and single season NCAA records her senior season with 189 victories, 2,440 strikeouts, 112 shutouts, 253 appearances and 1,448 innings pitched
- Recipient of the 2007 Honda Award as the nation's top collegiate softball athlete
- Named the USA Softball Collegiate Player of the Year (2007)
- Four-time NFCA All-American
- Three-time SEC Pitcher of the Year

Date	Against	Type	IP	GS	W	L	SV	SVO	BS	SV%	H	R	ER	BB	SO	HBP	ERA	WHIP
Tue, Feb 04	@ University of South Florida	Exhibition	2.0	0	1	0	0	0	0	.000	1	0	0	0	6	0	.000	.500
Fri, Feb 07	vs Mississippi State University	Exhibition	5.0	1	1	0	0	0	0	.000	2	0	0	0	10	0	.000	.429
Sat, Feb 08	vs University of Kentucky	Exhibition	5.0	1	1	0	0	0	0	.000	0	0	0	0	11	0	.000	.250
Tue, Feb 11	@ University of Florida	Exhibition	5.2	1	1	0	0	0	0	.000	0	0	0	1	13	0	.000	.226
Sun, Feb 16	@ Oklahoma State University	Exhibition	7.0	1	1	0	0	0	0	.000	0	0	0	1	11	0	.000	.203
Tue, Feb 18	@ University of Arizona	Exhibition	1.0	0	0	0	1	1	0	1.000	0	0	0	0	3	0	.000	.195
Sun, Feb 23	@ UCLA	Exhibition	6.0	0	1	0	0	0	0	.000	2	0	0	0	14	0	.000	.221
Exhibition Totals (7 games)			31.2	4	6	0	1	1	0	1.000	5	0	0	2	68	0	.000	.221
All Totals (7 games)			31.2	4	6	0	1	1	0	1.000	5	0	0	2	68	0	.000	.221



ALI AGUILAR

Infield - L/R | Orangevale, Calif. | Washington



A Few Accomplishments

- Two-time World Champion (2018, 2016)
- Pan American Games Gold Medalist (2019)

National Team Experience

2019

- Pan American Games Gold Medalist
Hit .318 with two home runs, eight RBI and five runs scored

2018

- World Championship Gold Medalist
Hit .310 with two home runs, 10 RBI and eight runs scored

2017

- Pan American Championship Gold Medalist
Hit .407 with four home runs, nine RBI and 11 runs scored

2016

- World Championship Gold Medalist
Hit .333 with one home run, four RBI and five runs scored

2013

- Junior Women's World Championship Silver Medalist
Hit .400 with two RBI and three runs scored

At Washington

- Senior CLASS Award Finalist
- Three-time All-Pac-12 First Team
- Two-time NFCA All-American

LAST SEVEN GAMES

Wed, Feb 12	@ Liberty University	Exhibition	5	5	4	4	0	0	0	0	2	0	0	0	0	0	1	.579	.652	.789	1.442
Sun, Feb 16	@ Oklahoma State University	Exhibition	4	3	2	2	0	0	0	0	1	0	0	0	0	1	1	.591	.667	.773	1.439
Tue, Feb 18	@ University of Arizona	Exhibition	4	2	1	0	0	0	1	4	1	0	0	0	0	1	0	.583	.645	.875	1.520
Thu, Feb 20	vs University of New Mexico	Exhibition	4	4	1	0	0	0	1	2	1	0	1	0	0	0	0	.536	.600	.893	1.493
Fri, Feb 21	vs University of San Diego	Exhibition	3	2	1	1	0	0	0	0	2	0	0	0	0	1	0	.533	.605	.867	1.472
Sat, Feb 22	vs University of Utah	Exhibition	3	3	1	1	0	0	0	2	1	0	0	0	0	0	0	.515	.585	.818	1.404
Sun, Feb 23	@ UCLA	Exhibition	5	5	2	1	1	0	0	1	1	0	1	0	0	0	0	.500	.565	.789	1.355
Exhibition Totals (13 games)			46	38	19	13	3	1	2	19	12	1	2	1	0	6	2	.500	.565	.789	1.355
All Totals (13 games)			46	38	19	13	3	1	2	19	12	1	2	1	0	6	2	.500	.565	.789	1.355



VALERIE ARIOTO

Infield – R/R | Pleasanton, Calif. | California

20



A Few Accomplishments

- Two-time World Champion (2018, 2016)
- Two-time Pan American Games Gold Medalist (2019, 2011)

National Team Experience

2019

- Pan American Games Gold Medalist
Led the Pan American Games with eight walks. Hit .176 with two RBI and four runs scored

2018

- World Championship Gold Medalist
Hit .350 with a team-leading nine walks with four RBI and three runs scored. Second in the tournament in walks

2017

- Pan American Championship Gold Medalist
Hit .357 with 10 runs scored, 18 RBI and eight walks

2016

- World Championship Gold Medalist
Hit .611 with seven home runs, 18 RBI and 11 runs scored. Led tournament with eight walks

2015

- Pan American Games Silver Medalist
Hit .364 with one home run, eight RBI and a 1.091 slugging percentage

2014

- World Championship Silver Medalist
Hit .250 with three RBI, five runs scored and nine walks

2012

- World Championship Silver Medalist
Hit .381 with three home runs, 13 RBI and nine runs scored

2011

- Pan American Games Gold Medalist
Hit .385 with four RBI and seven runs scored

At California

- 2012 Pac-12 Player of the Year
- 2012 Top 3 Finalist for USA Softball Collegiate Player of the Year
- 2012 CLASS Award winner
- Three-time NFCA All-American
- Three-time All-Pac-12 First Team

LAST SEVEN GAMES

Tue, Feb 11	@ University of Florida	Exhibition	4	3	0	0	0	0	0	0	0	0	1	1	0	0	0	1	.231	.421	.308	.729
Wed, Feb 12	@ Liberty University	Exhibition	3	2	1	0	0	0	1	2	1	1	0	0	0	0	0	0	.267	.455	.533	.988
Sun, Feb 16	@ Oklahoma State University	Exhibition	4	2	0	0	0	0	0	0	1	0	0	0	0	2	0	0	.235	.462	.471	.932
Tue, Feb 18	@ University of Arizona	Exhibition	4	4	0	0	0	0	0	0	0	0	0	0	0	0	1	.190	.400	.381	.781	
Fri, Feb 21	vs University of San Diego	Exhibition	3	2	2	1	0	0	1	5	2	0	0	0	0	1	0	.261	.455	.565	1.020	
Sat, Feb 22	vs University of Utah	Exhibition	3	1	1	1	0	0	0	1	1	0	0	0	0	2	0	.292	.500	.583	1.083	
Sun, Feb 23	@ UCLA	Exhibition	5	5	1	1	0	0	0	2	0	0	0	0	0	1	.276	.463	.517	.981		
Exhibition Totals (12 games)			41	29	8	5	1	0	2	11	8	2	1	0	0	9	3	.276	.463	.517	.981	
All Totals (12 games)			41	29	8	5	1	0	2	11	8	2	1	0	0	9	3	.276	.463	.517	.981	



TAYLOR EDWARDS

Catcher – R/R | Murrieta, Calif. | Nebraska

12



A Few Accomplishments

- World Champion (2018)

National Team Experience

2018

- World Championship Gold Medalist
Had seven plate appearances with two w

At Nebraska

- NFCA Division I Catcher of the Year
- Two-time All-Big Ten First Team
- Two-time NFCA All-American

LAST SEVEN GAMES

Date	Against	Type	PA	AB	H	1B	2B	3B	HR	RBI	R	HBP	ROE	FC	CI	BB	SO	AVG	OBP	SLG	OPS
Tue, Feb 04	@ University of South Florida	Exhibition	1	1	0	0	0	0	0	0	0	0	0	0	0	0	1	.000	.000	.000	.000
Fri, Feb 07	vs Mississippi State University	Exhibition	2	1	1	0	0	0	1	1	2	0	0	0	0	1	0	.500	.667	2.000	2.667
Sun, Feb 09	vs Texas State University	Exhibition	3	3	1	0	1	0	0	0	1	0	0	0	0	0	0	.400	.500	1.200	1.700
Wed, Feb 12	@ Liberty University	Exhibition	1	1	1	0	0	0	1	4	1	0	0	0	0	0	0	.500	.571	1.667	2.238
Fri, Feb 21	vs University of San Diego	Exhibition	3	3	1	0	0	0	1	2	1	0	0	0	0	0	0	.444	.500	1.556	2.056
Exhibition Totals (5 games)			10	9	4	0	1	0	3	7	5	0	0	0	0	1	1	.444	.500	1.556	2.056
All Totals (5 games)			10	9	4	0	1	0	3	7	5	0	0	0	0	1	1	.444	.500	1.556	2.056



HANNAH FLIPPEN

Infield – R/R | San Diego, Calif. | Utah

37



A Few Accomplishments

- Pan American Championship Gold Medalist (2017)

National Team Experience

2018

- USA Softball International Cup Bronze Medalist
Hit .609 with tournament-leading 20 RBI

2017

- Pan American Championship Gold Medalist
Hit .273 with one RBI, five runs scored and two doubles

2016

- World Cup of Softball participant with Women's Elite Team
Hit .500 with two home runs, four RBI and four runs scored

At Utah

- Two-time Pac-12 Player of the Year
- Pac-12 Defensive Player of the Year
- Three-time All-Pac-12 First Team
- Three-time NFCA All-American

LAST SEVEN GAMES


Tue, Feb 11	@ University of Florida	Exhibition	4	4	2	1	1	0	0	2	0	0	0	0	0	0	1	.467	.500	.733	1.233
Wed, Feb 12	@ Liberty University	Exhibition	5	5	3	1	1	0	1	2	2	0	0	0	0	0	1	.500	.524	.900	1.424
Sun, Feb 16	@ Oklahoma State University	Exhibition	4	4	0	0	0	0	0	0	0	0	0	0	0	0	1	.417	.440	.750	1.190
Thu, Feb 20	vs University of New Mexico	Exhibition	3	2	2	1	1	0	0	3	1	1	0	0	0	0	0	.462	.500	.808	1.308
Fri, Feb 21	vs University of San Diego	Exhibition	3	3	1	1	0	0	0	0	2	0	0	0	0	0	0	.448	.484	.759	1.242
Sat, Feb 22	vs University of Utah	Exhibition	3	2	0	0	0	0	0	1	0	0	0	0	0	0	0	.419	.441	.710	1.151
Sun, Feb 23	@ UCLA	Exhibition	1	1	0	0	0	0	0	0	0	0	0	0	0	0	0	.406	.429	.688	1.116
Exhibition Totals (13 games)			35	32	13	6	6	0	1	13	8	1	0	0	0	1	3	.406	.429	.688	1.116
All Totals (13 games)			35	32	13	6	6	0	1	13	8	1	0	0	0	1	3	.406	.429	.688	1.116



RACHEL GARCIA

21

Pitcher/Infield – R/R | Palmdale, Calif. | UCLA



A Few Accomplishments

- Pan American Games Gold Medalist (2019)
- World Championship Gold Medalist (2018)

National Team Experience

2019

- Pan American Games Gold Medalist
Had 10 strikeouts and no runs allowed in 8.1 innings pitched; Hit .333 with three RBI and one run scored

2018

- World Championship Gold Medalist
Had a 1.05 ERA with 13 strikeouts in 6.2 innings; Hit the game-winning, walk-off hit in the semifinal against Japan

At UCLA

- Two-time USA Softball Collegiate Player of the Year
- NCAA National Champion
- NCAA WCWS Most Outstanding Player
- 2019 Honda Cup winner
- Three-time NFCA All-American
- Three-time All-Pac-12 First Team
- Pac-12 Pitcher/Player of the Year

LAST SEVEN GAMES

Date	Against	Type	PA	AB	H	1B	2B	3B	HR	RBI	R	HBP	ROE	FC	CI	BB	SO	AVG	OBP	SLG	OPS
Fri, Feb 07	vs University of Illinois	Exhibition	3	3	2	2	0	0	0	1	1	0	0	0	0	0	0	.667	.667	.667	1.333
Sat, Feb 08	vs Baylor University	Exhibition	1	0	0	0	0	0	0	0	0	0	0	0	0	1	0	.667	.750	.667	1.417
Sat, Feb 08	vs University of Kentucky	Exhibition	3	2	0	0	0	0	0	0	0	0	1	0	0	1	1	.400	.571	.400	.971
Tue, Feb 11	@ University of Florida	Exhibition	0	0	0	0	0	0	0	0	0	0	0	0	0	0	0	.400	.571	.400	.971
Wed, Feb 12	@ Liberty University	Exhibition	2	0	0	0	0	0	0	1	0	0	0	0	0	1	0	.400	.556	.400	.956
Exhibition Totals (5 games)			9	5	2	2	0	0	0	2	1	0	1	0	0	3	1	.400	.556	.400	.956
All Totals (5 games)			9	5	2	2	0	0	0	2	1	0	1	0	0	3	1	.400	.556	.400	.956



HAYLIE MCCLENEY

Outfield - L/L | Morris, Ala. | Alabama

8



A Few Accomplishments

- Two-time World Champion (2018, 2016)
- Pan American Games Gold Medalist (2019)

National Team Experience

2019

- Pan American Games Gold Medalist
Led the tournament with a .609 batting average, 1.043 slugging percentage, three home runs and nine runs scored

2018

- World Championship Gold Medalist
Led the tournament with 14 runs scored and a .613 on-base percentage; Had a .520 average with two home runs, six RBI and 14 runs scored

2017

- Pan American Championship Gold Medalist
Hit a team best .613 with 17 runs scored and five RBI

2016

- World Championship Gold Medalist
Hit .400 with one home run, six RBI and seven runs scored

2015

- Pan American Games Silver Medalist
Hit .429 with five RBI and seven runs scored

2014

- World Championship Silver Medalist
Hit .370 with five RBI and three runs scored

2013

- Junior Women's World Championship Silver Medalist
Hit .450 with eight RBI and eight runs scored

At Alabama

- Four-time NFCA All-American
- Four-time All-SEC Defensive Team
- Three-time All-SEC First Team
- Senior CLASS Award winner

LAST SEVEN GAMES


Sat, Feb 08	vs University of Kentucky	Exhibition	4	3	3	2	0	1	0	0	0	3	0	0	0	0	1	0	.615	.667	1.231	1.897
Sun, Feb 09	vs Texas State University	Exhibition	1	1	1	1	0	0	0	1	0	0	0	0	0	0	0	0	.643	.688	1.214	1.902
Tue, Feb 11	@ University of Florida	Exhibition	4	2	0	0	0	0	0	0	1	0	0	0	0	2	0	0	.562	.650	1.062	1.712
Sun, Feb 16	@ Oklahoma State University	Exhibition	4	3	1	1	0	0	0	0	0	0	0	0	0	1	0	0	.526	.625	.947	1.572
Tue, Feb 18	@ University of Arizona	Exhibition	4	4	2	2	0	0	0	0	1	0	0	0	0	0	1	0	.522	.607	.870	1.477
Sat, Feb 22	vs University of Utah	Exhibition	3	2	1	1	0	0	0	0	1	0	0	0	0	1	0	0	.520	.613	.840	1.453
Sun, Feb 23	@ UCLA	Exhibition	5	4	2	1	1	0	0	2	1	0	0	1	0	0	0	0	.517	.583	.828	1.411
Exhibition Totals (10 games)			36	29	15	9	3	3	0	6	12	0	0	1	0	6	1	0	.517	.583	.828	1.411
All Totals (10 games)			36	29	15	9	3	3	0	6	12	0	0	1	0	6	1	0	.517	.583	.828	1.411



MICHELLE MOULTRIE

Outfield – L/R | Jacksonville, Fla. | Florida

16



A Few Accomplishments

- Two-time Pan American Games Gold Medalist (2019, 2011)
- Two-time World Champion (2018, 2016)

National Team Experience

2019

- Pan American Games Gold Medalist
Hit .300 with one triple, one home run, three RBI and three runs scored

2018

- World Championship Gold Medalist
Hit .400 with eight RBI and four runs scored

2017

- Pan American Championship Gold Medalist
Hit .613 with one home run, 17 runs scored and five RBI

2016

- World Championship Gold Medalist
Hit .524 with two home runs, nine RBI and 11 runs scored

2015

- Pan American Games Silver Medalist
Hit .357 with two RBI and one run scored

2014

- World Championship Silver Medalist
Hit .217 with five RBI, one home run and four runs scored

2012

- World Championship Silver Medalist
Hit .300 with four RBI and six runs scored

2011

- Pan American Games Gold Medalist
Hit .500 with 10 RBI and 10 runs scored

At Florida

- Two-time SEC Academic Honor Roll
- Two-time All-SEC Defensive Team
- All-SEC First Team
- NFCA All-American
- SEC Player of the Year
- NCAA WCWS Co-Most Valuable Player (2011)
- Top 10 Finalist for USA Softball Collegiate Player of the Year (2012)

LAST SEVEN GAMES

Tue, Feb 11	@ University of Florida	Exhibition	4	4	0	0	0	0	0	0	1	0	0	1	0	0	.167	.167	.333	.500
Wed, Feb 12	@ Liberty University	Exhibition	4	4	2	1	0	1	0	3	3	0	0	1	0	0	.227	.227	.455	.682
Sun, Feb 16	@ Oklahoma State University	Exhibition	3	3	2	0	2	0	0	2	1	0	0	0	0	0	.280	.280	.560	.840
Tue, Feb 18	@ University of Arizona	Exhibition	4	3	1	1	0	0	0	0	0	1	0	0	0	1	.286	.310	.536	.846
Thu, Feb 20	vs University of New Mexico	Exhibition	3	2	1	0	1	0	0	0	1	0	0	0	0	1	.300	.344	.567	.910
Sat, Feb 22	vs University of Utah	Exhibition	3	2	1	1	0	0	0	0	1	0	0	0	1	0	.312	.371	.562	.934
Sun, Feb 23	@ UCLA	Exhibition	4	4	3	3	0	0	0	0	1	0	0	0	0	1	.361	.410	.583	.994
Exhibition Totals (12 games)			40	36	13	7	4	2	0	7	11	1	0	4	0	2	.361	.410	.583	.994
All Totals (12 games)			40	36	13	7	4	2	0	7	11	1	0	4	0	2	.361	.410	.583	.994



AUBREE MUNRO

Catcher – R/R | Brea, Calif. | Florida

1



A Few Accomplishments

- Two-time World Champion (2018, 2016)
- Pan American Games Gold Medalist (2019)

National Team Experience

2019

- Pan American Games Gold Medalist
Hit .143 with one home run, three RBI and one run scored

2018

- World Championship Gold Medalist
Hit .389 with three home runs, eight RBI and seven runs scored

2017

- Pan American Championship Gold Medalist
Hit .375 with four runs scored and six RBI

2016

- World Championship Gold Medalist
Hit .400 with one run scored

At Florida

- Two-time NCAA National Champion (2015, 2014)
- SEC All-Defensive Team
- All-SEC Second Team
- All-Southeast Region First Team
- NFCA All-American Scholar Athlete

LAST SEVEN GAMES

Date	Against	Type	PA	AB	H	1B	2B	3B	HR	RBI	R	HBP	ROE	FC	CI	BB	SO	AVG	OBP	SLG	OPS
Tue, Feb 04	@ University of South Florida	Exhibition	1	1	0	0	0	0	0	0	0	0	0	0	0	0	1	.000	.000	.000	.000
Fri, Feb 07	vs University of Illinois	Exhibition	3	2	1	1	0	0	0	2	1	0	0	0	0	1	0	.333	.500	.333	.833
Sat, Feb 08	vs University of Kentucky	Exhibition	3	3	0	0	0	0	0	0	0	0	0	0	0	0	1	.167	.286	.167	.452
Tue, Feb 11	@ University of Florida	Exhibition	4	3	0	0	0	0	0	0	0	0	0	0	0	1	1	.111	.273	.111	.384
Sun, Feb 16	@ Oklahoma State University	Exhibition	3	2	0	0	0	0	0	0	0	0	0	0	0	1	0	.091	.286	.091	.377
Thu, Feb 20	vs University of New Mexico	Exhibition	3	1	0	0	0	0	0	0	0	0	0	0	0	2	0	.083	.353	.083	.436
Sat, Feb 22	vs University of Utah	Exhibition	2	2	1	0	0	0	1	2	1	0	0	0	0	0	0	.143	.368	.357	.726
Exhibition Totals (7 games)			19	14	2	1	0	0	1	4	2	0	0	0	0	5	3	.143	.368	.357	.726
All Totals (7 games)			19	14	2	1	0	0	1	4	2	0	0	0	0	5	3	.143	.368	.357	.726



BUBBA NICKLES

Utility – R/R | Merced, Calif. | UCLA

48



A Few Accomplishments

- Two-time Junior Women’s World Champion (2017, 2015)

National Team Experience

2018

- USA Softball International Cup Bronze Medalist
Hit .353 with three RBI and three runs scored

2017

- Junior Women’s World Championship Gold Medalist
Hit .690 with 10 runs scored, 30 RBI, six home runs and eight doubles; Set event records in hits, batting average, RBI and home runs

2016

- World Cup of Softball participant with Women’s Elite Team
Hit .500 with one home run, three RBI and four runs scored

2015

- Junior Women’s World Championship Gold Medalist
Hit .400 with one home run, 10 RBI and 10 runs scored

At UCLA

- NFCA All-American
- NCAA National Champion
- First Team All-Pac-12
- All-Pac-12 Freshman Team

LAST SEVEN GAMES

Tue, Feb 11	@ University of Florida	Exhibition	1	0	0	0	0	0	0	0	0	0	0	0	0	1	0	.385	.529	.615	1.145
Wed, Feb 12	@ Liberty University	Exhibition	4	3	2	1	1	0	0	1	4	0	0	1	0	1	0	.438	.571	.688	1.259
Sun, Feb 16	@ Oklahoma State University	Exhibition	3	0	0	0	0	0	0	0	1	0	0	0	0	3	0	.438	.625	.688	1.312
Tue, Feb 18	@ University of Arizona	Exhibition	3	2	0	0	0	0	0	0	0	0	0	0	0	0	2	.389	.577	.611	1.188
Thu, Feb 20	vs University of New Mexico	Exhibition	3	2	1	1	0	0	0	2	2	0	0	1	0	1	0	.400	.586	.600	1.186
Fri, Feb 21	vs University of San Diego	Exhibition	3	3	2	2	0	0	0	1	2	0	0	1	0	0	0	.435	.594	.609	1.202
Sun, Feb 23	@ UCLA	Exhibition	3	3	0	0	0	0	0	0	0	0	0	0	0	0	0	.385	.543	.538	1.081
Exhibition Totals (13 games)			36	26	10	8	1	0	1	7	13	0	0	4	0	9	4	.385	.543	.538	1.081
All Totals (13 games)			36	26	10	8	1	0	1	7	13	0	0	4	0	9	4	.385	.543	.538	1.081



CAT OSTERMAN

38

Pitcher - L/L | Houston, Texas | Texas



A Few Accomplishments

- Olympic Gold Medalist (2004)
- Olympic Silver Medalist (2008)
- Two-time World Champion (2010, 2006)
- Three-time Pan American Games Gold Medalist (2019, 2007, 2003)

National Team Experience

2019

- Pan American Games Gold Medalist
Went 1-1 in the circle with 18 strikeouts and a 2.25 ERA in 9.1 innings pitched

2010

- World Championship Gold Medalist
Had a 0.64 ERA in 22 innings pitched while striking out 34; Led the tournament with a 4-0 record

2008

- Olympic Silver Medalist
Posted a 3-1 record with a 0.70 ERA; Recorded the second complete game no-hitter in Olympic history for Team USA

2007

- Pan American Games Gold Medalist
Recorded a complete game shutout with 14 strikeouts in five innings pitched

2006

- World Championship Gold Medalist
Posted a 6-0 record with 70 strikeouts in 41 innings pitched

2004

- Olympic Gold Medalist
Had a 0.00 ERA with a 2-0 record in 14.2 innings pitched while striking out 23

2003

- Pan American Games Gold Medalist
Went 2-0 in the circle with 27 strikeouts and a 0.00 ERA in 14 innings pitched

At Texas

- Three-time USA Softball Collegiate Player of the Year (2006, 2005, 2003)
- Four-time NFCA All-American
- Two-time ESPY Award winner as the Top Collegiate Female Athlete
- Two-time Honda Award winner as the Nation's Top Collegiate Softball Athlete
- Four-time Big 12 Pitcher of the Year

LAST SEVEN GAMES

Date	Against	Type	IP	GS	W	L	SV	SVO	BS	SV%	H	R	ER	BB	SO	HBP	ERA	WHIP
Tue, Feb 04	@ University of South Florida	Exhibition	1.0	1	0	0	0	0	0	.000	1	0	0	0	3	0	.000	1.000
Fri, Feb 07	vs University of Illinois	Exhibition	2.0	1	0	0	0	0	0	.000	0	0	0	0	4	0	.000	.333
Sat, Feb 08	vs Baylor University	Exhibition	2.0	0	1	0	0	0	0	.000	0	0	0	0	5	0	.000	.200
Sun, Feb 09	vs Texas State University	Exhibition	3.2	1	0	0	0	0	0	.000	1	1	1	1	8	1	.808	.346
Wed, Feb 12	@ Liberty University	Exhibition	3.0	1	1	0	0	0	0	.000	1	0	0	0	5	0	.600	.343
Tue, Feb 18	@ University of Arizona	Exhibition	4.0	1	1	0	0	0	0	.000	2	1	1	1	8	1	.894	.447
Sat, Feb 22	vs University of Utah	Exhibition	5.0	1	1	0	0	0	0	.000	0	0	0	1	13	1	.677	.387
Exhibition Totals (7 games)			20.2	6	4	0	0	0	0	.000	5	2	2	3	46	3	.677	.387
All Totals (7 games)			20.2	6	4	0	0	0	0	.000	5	2	2	3	46	3	.677	.387



JANIE REED

9

Outfield - L/R | Placentia, Calif. | Oregon



A Few Accomplishments

- Two-time World Champion (2018, 2016)
- Pan American Games Gold Medalist (2019)

National Team Experience

2019

- Pan American Games Gold Medalist
Hit .350 with two RBI and four runs scored

2018

- World Championship Gold Medalist
Hit .360 with one home run, six RBI and seven runs scored

2017

- Pan American Championship Gold Medalist
Hit .522 with seven RBI and 11 runs scored

2016

- World Championship Gold Medalist
Hit .364 with two RBI and five runs scored

2015

- Pan American Games Silver Medalist
Hit .200 with four runs scored

At Oregon

- Three-time NFCA All-American
- Three-time All-Pac-12 First Team

LAST SEVEN GAMES

Wed, Feb 12	@ Liberty University	Exhibition	5	5	2	1	1	0	0	3	1	0	0	0	0	1	.524	.545	.619	1.165
Sun, Feb 16	@ Oklahoma State University	Exhibition	3	3	0	0	0	0	0	0	0	0	0	0	0	2	.458	.480	.542	1.022
Tue, Feb 18	@ University of Arizona	Exhibition	3	3	1	1	0	0	0	0	0	0	0	0	0	0	.444	.464	.519	.983
Thu, Feb 20	vs University of New Mexico	Exhibition	4	3	2	1	1	0	0	0	3	0	0	0	1	1	.467	.500	.567	1.067
Fri, Feb 21	vs University of San Diego	Exhibition	4	2	1	1	0	0	0	0	2	0	0	0	2	0	.469	.528	.562	1.090
Sat, Feb 22	vs University of Utah	Exhibition	2	2	2	2	0	0	0	0	2	0	0	0	0	0	.500	.553	.588	1.141
Sun, Feb 23	@ UCLA	Exhibition	3	3	2	2	0	0	0	1	1	0	0	0	0	1	.514	.561	.595	1.156
Exhibition Totals (14 games)			42	37	19	16	3	0	0	6	17	0	2	1	0	4	.514	.561	.595	1.156
All Totals (14 games)			42	37	19	16	3	0	0	6	17	0	2	1	0	4	.514	.561	.595	1.156



KEILANI RICKETTS

Pitcher – L/L | San Jose, Calif. | Oklahoma

10



A Few Accomplishments

- Two-time Pan American Games Gold Medalist (2019, 2011)
- World Championship Gold Medalist (2018)

National Team Experience

2019

- Pan American Games Gold Medalist
Went 2-0 in the circle with 11 strikeouts and a 0.00 ERA in 6.1 innings pitched; Hit .500 with two RBI

2018

- World Championship Gold Medalist
Had a 0.89 ERA with 13 strikeouts in 15.2 innings pitched

2012

- World Championship Silver Medalist
Went 4-0 in the circle with 25 strikeouts in 27 innings and a 1.03 ERA; Hit .429 with four RBI and one home run

2011

- Pan American Games Gold Medalist
Went 4-0 in the circle with 22 strikeouts in 16.1 innings and a 0.43 ERA; Hit .250 with one RBI

At Oklahoma

- Two-time USA Softball Collegiate Player of the Year
- Four-time NFCA All-American
- Four-time First Team All-Big 12
- Two-time Big 12 Pitcher of the Year
- NCAA National Champion

LAST SEVEN GAMES

Date	Against	Type	PA	AB	H	1B	2B	3B	HR	RBI	R	HBP	ROE	FC	CI	BB	SO	AVG	OBP	SLG	OPS
Sun, Feb 09	vs Texas State University	Exhibition	3	3	0	0	0	0	0	0	0	0	1	0	0	0	0	.000	.000	.000	.000
Wed, Feb 12	@ Liberty University	Exhibition	2	2	0	0	0	0	0	0	1	0	0	1	0	0	0	.000	.000	.000	.000
Thu, Feb 20	vs University of New Mexico	Exhibition	3	3	0	0	0	0	0	0	0	0	0	0	0	0	1	.000	.000	.000	.000
Sat, Feb 22	vs University of Utah	Exhibition	1	1	0	0	0	0	0	0	0	0	0	0	0	0	0	.000	.000	.000	.000
Exhibition Totals (4 games)			9	9	0	0	0	0	0	0	1	0	1	1	0	0	1	.000	.000	.000	.000

Date	Against	Type	IP	GS	W	L	SV	SVO	BS	SV%	H	R	ER	BB	SO	HBP	ERA	WHIP
Tue, Feb 04	@ University of South Florida	Exhibition	1.0	0	0	0	0	0	0	.000	0	0	0	0	2	0	.000	.000
Sun, Feb 09	vs Texas State University	Exhibition	2.2	0	1	0	0	0	0	.000	2	1	1	1	3	1	1.909	.818
Tue, Feb 11	@ University of Florida	Exhibition	0.1	0	0	0	0	0	0	.000	0	1	1	2	1	0	3.500	1.250
Tue, Feb 18	@ University of Arizona	Exhibition	1.1	0	0	0	0	0	0	.000	1	0	0	0	3	0	2.625	1.125
Fri, Feb 21	vs University of San Diego	Exhibition	5.0	1	1	0	0	0	0	.000	3	0	0	0	4	3	1.355	.871
Exhibition Totals (5 games)			10.1	1	2	0	0	0	0	.000	6	2	2	3	13	4	1.355	.871



DELANEY SPAULDING

99

Infield - R/R | Rancho Cucamonga, Calif. | UCLA



A Few Accomplishments

- Two-time World Champion (2018, 2016)
- Pan American Games Gold Medalist (2019)

National Team Experience

2019

- Pan American Games Gold Medalist
Hit .364 with three home runs, 11 RBI and five runs scored

2018

- World Championship Gold Medalist
Hit .308 with two home runs, nine RBI and nine runs scored

2017

- Pan American Championship Gold Medalist
Hit .357 with 11 RBI and nine runs scored

2016

- World Championship Gold Medalist
Hit .273 with two home runs, nine RBI and five runs scored

At UCLA

- Three-time All-Pac-12 First Team
- Two-time NFCA All-American

LAST SEVEN GAMES

Date	Against	Type	PA	AB	H	1B	2B	3B	HR	RBI	R	HBP	ROE	FC	CI	BB	SO	AVG	OBP	SLG	OPS
Tue, Feb 04	@ University of South Florida	Exhibition	3	3	0	0	0	0	0	0	0	0	1	0	0	0	1	.000	.000	.000	.000
Exhibition Totals (1 game)			3	3	0	0	0	0	0	0	0	0	1	0	0	0	1	.000	.000	.000	.000
All Totals (1 game)			3	3	0	0	0	0	0	0	0	0	1	0	0	0	1	.000	.000	.000	.000



HEAD COACH **KEN ERIKSEN**

Tampa, Fla. | Head Coach at South Florida



USA Experience

2019

- Head Coach of Women's National Team that won Gold at the Lima Pan American Games

2018

- Head Coach of Women's National Team that won Gold at the WBSC Women's Softball World Championship, which qualified Team USA for the Tokyo 2020 Olympic Games

2017

- Head Coach of Women's National Team that won Gold at the Pan American Championship

2016

- Head Coach of Women's National Team that won Gold at the WBSC Women's Softball World Championship

2015

- Head Coach of Women's National Team that won Silver at the Toronto Pan American Games

2014

- Head Coach of Women's National Team that won Silver at the WBSC Women's Softball World Championship

2013

- Head Coach of Women's National Team that won Gold at the Pan American Championship

2012

- Head Coach of Women's National Team that won Silver at the WBSC Women's Softball World Championship

2011

- Head Coach of Women's National Team that won Gold at the Guadalajara Pan American Games

2010

- Assistant Coach of Women's National Team that won Gold at the WBSC Women's Softball World Championship

2004

- Assistant Coach of Women's National Team that won Gold at the 2004 Athens Olympic Games

2003

- Assistant Coach of Women's National Team that won Gold at the Santo Domingo Pan American Games

2002

- Assistant Coach of Women's National Team that won Gold at the WBSC Women's Softball World Championship

1997

- Head Coach of Junior Men's National Team at the WBSC Junior Men's Softball World Championship

1991

- Member of Men's National Team that won Silver at the Havana Pan American Games

Other

- Member of the National Softball Hall of Fame
- Two-time WBSC Softball Coach of the Year
- Three-time Olympic Festival participant

At South Florida

Eriksen has been at the helm of the University of South Florida softball program since 1996. Since Eriksen's first year, the Bulls have made 14 NCAA post season appearances, two NCAA Super Regionals, a College World Series berth, seven conference titles (in three conferences: SASA, BIG EAST, and The American), has produced 975 wins and a numerous amount of All-Americans, Academic All-Americans, All-Conference players, and NCAA All-Region players.

About Eriksen

Eriksen's journey to Olympic Head Coach began in 1987 as a men's fast pitch player before transitioning into coaching within the USA Softball program. Currently the Head Coach at the University of South Florida, Eriksen has previous Olympic experience, having served as an Assistant Coach for the 2004 U.S. Olympic Softball Team.

Since taking over the WNT program in 2011, Eriksen ushered in a new era of USA Softball with a roster comprised of international rookies.

Eriksen is quickly establishing himself as one of the winningest coaches in USA Softball history and currently sits second in wins for the program behind fellow Hall of Fame coach Ralph Raymond. Compiling a 59-5 record at the helm of Team USA in major international competitions (Olympic Games, World Baseball Softball Confederation (WBSC) World Championship and Pan American Games), Eriksen will look to lead Team USA in its quest to claim the Gold Medal in Tokyo.



ASSISTANT COACH **LAURA BERG**

Corvallis, Ore. | Head Coach at Oregon State

AC



USA Experience

2019

- Assistant Coach of Women's National Team that won Gold at the Lima Pan American Games

2018

- Assistant Coach of Women's National Team that won Gold at the WBSC Women's Softball World Championship, which qualified Team USA for the Tokyo 2020 Olympic Games

2017

- Head Coach of Junior Women's National Team that won Gold at the WBSC Junior Women's Softball World Championship

2016

- Assistant Coach of Women's Elite Team that participated at the World Cup of Softball

2015

- Assistant Coach of Women's National Team that won Silver at the Toronto Pan American Games

2014

- Assistant Coach of Women's National Team that won Silver at the WBSC Women's Softball World Championship

2013

- Assistant Coach of Junior Women's National Team that won Silver at the WBSC Junior Women's Softball World Championship

2012

- Assistant Coach of Women's National Team that won Silver at the WBSC Women's Softball World Championship

2008

- Member of Women's National Team that won an Olympic Silver Medal at the 2008 Beijing Olympic Games

2007

- Member of Women's National Team that won a Gold Medal at the Pan American Games

2006

- Member of Women's National Team that won a Gold Medal at the WBSC Women's Softball World Championship

2005

- Member of Women's National Team that won a Gold Medal at the Pan American Championship

2004

- Member of Women's National Team that won a Gold Medal at the 2004 Athens Olympic Games

2003

- Member of Women's National Team that won a Gold Medal at the Pan American Games

2002

- Member of Women's National Team that won a Gold Medal at the WBSC Women's Softball World Championship

2000

- Member of Women's National Team that won a Gold Medal at the 2000 Sydney Olympic Games

1999

- Member of Women's National Team that won a Gold Medal at the Pan American Games

1998

- Member of Women's National Team that won a Gold Medal at the WBSC Women's Softball World Championship

1996

- Member of Women's National Team that won a Gold Medal at the 1996 Atlanta Olympic Games

1994

- Member of Women's National Team that won a Gold Medal at the WBSC Women's Softball World Championship

Other

- Member of the National Softball Hall of Fame
- USA Softball's only four-time Olympian

At Oregon State

Berg has been at the helm of the Oregon State Softball program since 2013. Berg has led the Beavers to four NCAA postseason appearances and under her leadership, Oregon State has set six school records: team-batting average, individual single-season RBI and stolen bases, and career RBI, runs scored and stolen bases. Berg has led eight athletes to earn NFCA Pacific Region Honors and 38 student athletes to Pac-12 Postseason Honors.

About Berg

Berg has been involved with USA Softball as both an athlete and coach since 1994. As a player, Berg is one of four women who hold three Olympic Gold Medals. Considered to be one of the greatest outfielders to ever play the game, Berg helped the United States to a Gold Medal at the 1996, 2000 and 2004 Olympic Games and also holds an Olympic Silver Medal from the 2008 Beijing Olympics. In addition to competing in four Olympic Games, the National Softball Hall of Fame member also played in four World Baseball Softball Confederation (WBSC) World Championships and three Pan American Championships, all of which were Gold Medal finishes.

Berg joined the WNT coaching staff in 2012 and has helped lead the Red, White and Blue to a WBSC World Championship Gold Medal (2018) and a Pan American Games Gold Medal (2019). Berg also has previous experience with the Junior Women's National Team (JWNT) program, serving as the Head Coach for the 2017 JWNT that earned Gold at the WBSC Junior Women's World Championship (JWWC) in Clearwater, Fla. and as an Assistant Coach for the 2013 JWNT that earned a Silver Medal at the WBSC JWWC in Brampton, Ontario, Canada.



ASSISTANT COACH HOWARD DOBSON

Baton Rouge, La. | Assistant Coach at LSU

AC



USA Experience

2019

- Assistant Coach of Women's National Team that won Gold at the Lima Pan American Games

2018

- Assistant Coach of Women's National Team that won Gold at the WBSC Women's Softball World Championship, which qualified Team USA for the Tokyo 2020 Olympic Games

2017

- Assistant Coach of Women's National Team that won Gold at the Pan American Championship

2016

- Assistant Coach of Women's National Team won Gold at the WBSC Women's Softball World Championship

2015

- Assistant Coach of Women's National Team that won Silver at the Toronto Pan American Games

2014

- Assistant Coach of Women's National Team that won Silver at the WBSC Women's Softball World Championship

2012

- Assistant Coach of Women's Elite Team

Other


- Played baseball collegiately at McNeese State and Panola College

At LSU

Since helping take the reins of the Tiger offense, Dobson has helped the program see its offensive numbers surge to new heights. LSU has produced some of the most prolific hitting teams in program history. Fourteen individual single season records, eight individual career records along with twelve offensive season records have been broken since Dobson's arrival in 2012. During his time in Baton Rouge, Dobson's hitters have collected eight All-American awards, seven All-SEC First Team honors and four All-SEC Second Team honors.

About Dobson

Dobson is making his eighth appearance as an Assistant Coach for the WNT program after serving on the coaching staff since 2012. In his tenure with USA Softball, Dobson has contributed to two WBSC World Championship Gold Medal finishes in addition to a Gold Medal at the Lima 2019 Pan American Games.



ASSISTANT COACH **TAIRIA FLOWERS**

Northridge, Calif. | Head Coach at Cal State Northridge

AC



USA Experience

2019

- Assistant Coach of Women's National Team that won Gold at the Lima Pan American Games

2017

- Assistant Coach of Women's National Team that won a Silver Medal at the World Cup of Softball

2016

- Head Coach of Women's Elite Team that participated at the World Cup of Softball

2015

- Head Coach of Junior Women's National Team that won Gold at the WBSC Junior Women's Softball World Championship

2013

- Head Coach of Junior Women's National Team that won Silver at the WBSC Junior Women's Softball World Championship

2012

- Assistant Coach of Women's National Team that won Silver at the WBSC Women's Softball World Championship

2011

- Assistant Coach of Women's National Team that won Gold at the Guadalajara Pan American Games

2008

- Member of Women's National Team that won an Olympic Silver Medal at the 2008 Beijing Olympic Games

2007

- Member of Women's National Team that won a Gold Medal at the Pan American Games

2006

- Member of Women's National Team that won a Gold Medal at the WBSC Women's Softball World Championship

2005

- Member of Women's National Team that won a Gold Medal at the Pan American Championship

2004

- Member of Women's National Team that won a Gold Medal at the 2004 Athens Olympic Games

2003

- Member of Women's National Team that won a Gold Medal at the Pan American Games

2002

- Member of Women's National Team that won a Gold Medal at the WBSC Women's Softball World Championship

2001

- Member of Women's National Team that won a Gold Medal at the U.S. Cup

Other

- Member of U.S. Olympic Hall of Fame with 2004 U.S. Olympic Softball Team

At CSUN

Flowers has led the Matadors since 2011, and during her tenure has guided numerous athletes to Big West Player of the Year, First-Team All-Big West and NFCA All-American accolades.

About Flowers

Flowers, a two-time Olympian, has been involved with USA Softball since 2001 as both a player and coach. As a player on the WNT, Flowers helped the United States to a perfect record and Gold Medal at the 2004 Athens Olympics, and to a Silver Medal at the 2008 Beijing Olympics. She also won Gold Medals at the 2002 and 2006 WBSC Women's World Championships and the 2003 and 2007 Pan American Games.

Following the conclusion of her playing career, Flowers took her talents to the WNT coaching pool where she has served in a variety of roles since the 2011 season. She was a member of coaching staffs that led the WNT to the 2011 Guadalajara Pan American Games Gold Medal and 2019 Lima Pan American Games Gold Medal. Flowers also led the 2015 and 2013 JWNT programs that earned Gold and Silver at the WBSC JWWC, respectively.



ASSISTANT COACH **HEATHER TARR**

Redmond, Wash. | Head Coach at Washington

AC



USA Experience

2019

- Head Coach of U-19 Women's National Team that won Gold at the WBSC U19 Women's Softball World Cup

2018

- Assistant Coach of Women's National Team that won Gold at the WBSC Women's Softball World Championship, which qualified Team USA for the Tokyo 2020 Olympic Games

2017

- Assistant Coach of Women's National Team that won Gold at the Pan American Championship

Other

- Guided the Huskies to an NCAA National Championship in 2009

At Washington

Tarr has been the Head Coach of the Huskies since 2005 and has gone on to become the winningest coach of any sport in Washington history with a 636-244-1 record over her 15 seasons. Tarr led the Huskies to a national championship in 2009, the program's first, and has coached 28 All-Americans, including two-time USA Softball Collegiate Player of the Year Danielle Lawrie. Seven times under Tarr the Huskies have made the Women's College World Series, making it each of the last three years and finishing in the nation's top three each of those trips. She has been a part of 20 of Washington's 27 seasons of softball as either a player or coach.

About Tarr

In 2017, Tarr joined the USA Softball program as an Assistant Coach for the WNT and helped guide the 2017 roster to a Gold Medal finish at the Pan American Championship in Santo Domingo, Dominican Republic. Returning to the coaching staff in 2018, Tarr once again had a Gold Medal season with the WNT who captured a Gold Medal at the WBSC World Championship. In 2019, Tarr served as the Head Coach for a history-making U-19 WNT that earned a Bronze Medal at the USA Softball International Cup, the first for a JWNT program, and a Gold Medal finish at the WBSC U-19 Women's Softball World Cup.

As a player, Tarr was a four-year letter-winner at Washington. A part of Washington's first team to reach the NCAA Women's College World Series (WCWS), Tarr helped the Huskies earn a runner-up finish in 1996 and a third-place finish in 1997. In her four years, Tarr earned three Pac-12 All-Academic merits and was named First-Team All-Pac-12 three times.



1996 ATLANTA OLYMPICS: THE DREAM BECOMES REAL

Team USA's history is rich in the Olympic Games, finishing atop the podium in three of their four Olympic appearances. The U.S. captured three-consecutive Olympic Gold Medals in 1996, 2000 and 2004 and a Silver Medal at the 2008 Olympic Games. The USA Softball Women's National Team is the most decorated program in the sport's history, holding 18 Olympic records, four three-time Gold Medalists, six back-to-back Gold Medalists, one Olympic Hall of Fame member and one Olympic Hall of Fame team.

The USA Softball Women's National Team (WNT) began paving the way for softball players all over the country in 1996 as they were crowned the first-ever softball Olympic Gold Medalists.



Team USA went 8-1 on their journey to the Gold with its one loss coming from Australia in round-robin play. After securing the No. 1 seed in the medal rounds, Team USA was set to face off with China in the first of two semi-final match ups. The U.S. defeated the Chinese, 1-0, in a ten-inning battle courtesy of Sheila Cornell's RBI single to score Dot Richardson for the lone run of the game, punching their ticket to the Gold Medal game. China fought their way back to the Gold Medal game to challenge Team USA for the third and final time. The U.S. offense grabbed an early lead as Dot Richardson delivered a historic homerun over the right field fence to give Team USA a 3-0 lead. The Chinese managed to plate one run in the sixth inning, but never fully recovered as Lisa Fernandez retired the final batter of the game with a strikeout, clinching the most important softball victory of all-time and permanently edging Team USA's name in history as the first softball team to ever earn an Olympic Gold Medal.



"It was like we stepped through a doorway from the past into the future," said Michele Smith in 1996 as Team USA marshaled a new era for softball.

The U.S. outscored their opponents 38-8 in their nine-game quest to the Gold with the offense combining for eight homeruns while the pitching staff collected three shutouts and 99 strikeouts. Leading Team USA on offense was Sheila Cornell with nine RBI and three homeruns, Dot Richardson with seven RBI and three homeruns and Lisa Fernandez with

five RBI and one homerun. Fernandez was also a key factor in the circle with 31 strikeouts in 21 innings pitched.

“IT WAS LIKE WE STEPPED THROUGH A DOORWAY FROM THE PAST INTO THE FUTURE”





2000 SYDNEY OLYMPICS:

A YEAR OF REDEMPTION EARNS TEAM USA BACK-TO-BACK GOLD MEDALS

The 2000 Olympic Games marked another historical moment for Team USA and the sport of softball as the U.S. claimed back-to-back Gold Medals after suffering their first three-game losing streak in international competition. The U.S. entered the event as a clear-cut favorite but had to fight their way back to the top like they never had before.



In the Olympic opener, Lori Harrigan became the first pitcher to throw a no-hitter in Olympic competition as the U.S. shut out Canada 6-0. Crystl Bustos was the hero in the second game, going 5-for-7 at the plate with three home runs to lead Team USA to a 3-0 victory over Cuba. The U.S. then suffered three consecutive losses to Japan (2-1), China (2-0) and Australia (2-1) in their final round-robin match ups. A year of redemption, though, Team USA pushed their way to the medal rounds with wins over New Zealand and Italy, advancing them to a rematch against China and Australia. The end result, this time in Team USA's favor, sent the U.S. to the Gold Medal game against unbeaten Japan where Team USA would earn their third-straight redemption victory, defeating Japan 2-1 to secure back-to-back Olympic Gold Medals.





"It's always sweeter the second time around," said 2000 Team USA Head Coach Ralph Raymond.

Despite dropping three games in round-robin play, the U.S. dominantly outscored their opponents 25-7. The offense combined for nine homeruns in the 10-game journey with Crystl Bustos leading the pack, powering three balls over the fence with four RBI. Also contributing to the long ball was Jennifer Brundage (2) and Dot Richardson, Stacey Nuveman, Shiela Cornell-Douty, and Lisa Fernandez with one home run each. The U.S. pitching staff struck out 132 batters with Lisa Fernandez leading the way, retiring 52 of her 94 faced batters via strikeout. Michele Smith also proved dominant in the circle, retiring 37 batters via the K in 27 innings. Christa Williams, Lori Harrigan, and Danielle Henderson went undefeated in the circle without allowing a single run.

Returning from the 1996 Olympic Team and claiming their second Olympic Gold Medal included Lisa Fernandez, Michele Smith, Lori Harrigan, Christa Williams, Sheila Cornell-Douty, Leah O'Brien, Dot Richardson and Laura Berg.

"This one means so much more to me," said Fernandez.
"We had to do so much more to win it."



**“IT'S ALWAYS
SWEETER THE
SECOND TIME
AROUND”**





2004 ATHENS OLYMPICS:

TEAM USA DUBBED “THE REAL DREAM TEAM” WITH THIRD-CONSECUTIVE GOLD MEDALS

The 2004 Olympic Games performance by the USA Women’s National Team was the most dominant in softball Olympic history. The U.S. squad, led by Mike Candrea, was considered the best women’s softball team ever assembled and possibly the most dominant Olympic team of any sport.

“THEY ARE A ‘SPECIAL’ GROUP THAT WILL GO DOWN IN HISTORY AS THE MOST DOMINANT TEAM TO EVER TAKE THE FIELD”



The Red, White and Blue started the 2004 Games with no hesitation as Jennie Finch led the U.S. to their first victory in a three-inning run rule over Italy. The dominance continued in their second contest, plating 10 runs against Australia for their second consecutive run rule of the Games. Team USA recorded four additional shutout victories to conclude round-robin play and advance to the medal rounds for the

third-straight year. The U.S. faced Australia in both of their playoff games. In their first face off, Lisa Fernandez led from the circle and the plate, scoring USA’s first run of the game in the fourth inning. Crystl Bustos, Stacy Nuveman, and Kelly Kretschman added three insurance runs for the U.S., resulting in a 5-0 victory. The Australians were once again unable to quiet the U.S. bats in their final contest of the Games as Bustos pushed two balls over the fence and Nuveman followed with one, earning the U.S. a 5-1 Gold Medal victory.



Team USA went a perfect 9-0 through the Games with eight consecutive shutout victories. The U.S. outscored their opponents 51-1 in their nine-game quest to the Gold and did not allow a run until the sixth inning of their final game. This team proved to be something special, being anointed the “Real Dream Team” by Sports Illustrated, symbolizing the ascension of USA Softball to the top of women’s sports.


Members of the 2004 Olympic Team set 18 Olympic records including the most hits (73), highest team batting average (.343) and highest team slugging percentage (.559). Fernandez set the individual record for batting average (.545) while Bustos set the RBI record (10) and the home run record (5). “They are a ‘special’ group that will go down in history as the most dominant team to ever take the field,” said Head Coach Mike Candrea after the 2004 Olympic Gold Medal victory.

The 2004 USA Women’s National Team is one of ten Olympic teams inducted in the U.S. Olympic Hall of Fame.



Among the 2004 members were 1996 and 2000 Olympic Gold Medalists Lisa Fernandez, Laura Berg, Leah O’Brien-Amico and Lori Harrigan, collecting their third consecutive Gold Medal while 2000 Team USA members Stacy Nuveman and Crystl Bustos earned their second.





2008 BEIJING OLYMPICS:


TEAM USA FALLS TO JAPAN IN THEIR FOURTH-CONSECUTIVE OLYMPIC GOLD MEDAL GAME

The Women's National Team returned to what many hoped would not be the final softball Olympic Games in 2008. With hopes to secure a fourth-consecutive Gold Medal, a tough loss to Japan in the Gold Medal game sent Team USA home with their first Olympic Silver Medal.



The U.S. was a dominant force through the Games, though, remaining undefeated until their final game. Jennie Finch and Monica Abbott led Team USA to their first win of the Games against Venezuela, combining for a no-hitter while the U.S. offense plated 11 runs to set an Olympic record for most runs scored in a game. Cat Osterman took control of the circle in the second game, becoming the second U.S. pitcher to ever toss an Olympic game no-hitter with a 3-0 shutout over Australia. Team USA continued their winning-streak with a third-game victory over Japan, sending four balls over the fence to set another Olympic record for most homeruns hit in a game. The Red, White and Blue earned two more round-robin victories over Canada and Chinese Taipei, improving their record to 5-0. Their sixth game made the record books for Abbott as she recorded the first perfect game in Olympic history for a U.S. athlete in an 8-0 five-inning victory. Team USA closed round-robin action with a 9-0 win over China to secure the No. 1 seed in playoffs.





Team USA opened playoffs with a 4-1 extra-inning victory over Japan with the efforts of Caitlin Lowe and Crystl Bustos to put four runs on the board in the top of the ninth inning. With the win, the U.S. advanced to its fourth-straight Olympic Gold Medal Game and their third matchup against Japan of the Olympic Games. The Japanese plated three runs throughout the game while a Bustos homerun was all the U.S. could get on the board, resulting in a 3-1 loss for the Olympic Silver Medal.

Despite falling two runs short of their fourth Olympic Gold Medal, Team USA's dominance remained throughout as they outscored their opponents 58-5. The offense collected 15 homeruns with six coming from Crystl Bustos and four from Jessica Mendoza. Bustos led the offense with an impressive .500 batting average (11-for-22) through nine games.

Monica Abbott, Cat Osterman, and Jennie Finch combined for 79 strikeouts in the circle with Abbott going a perfect 3-0 and Finch remaining undefeated with two wins. Osterman led the staff in strikeouts, retiring 33 of her 62 faced batters.



Among the 2008 members was Team USA's four-time Olympian Laura Berg, 2000 and 2004 members Stacy Nuveman and Crystl Bustos, and 2004 members Jennie Finch, Tairia Flowers, Lovieanne Jung, Kelly Kretschman, Jessica Mendoza, Cat Osterman and Natasha Watley.





ALL-TIME OLYMPIC GAME ROSTERS

1996 OLYMPIC GAMES – ATLANTA, GEORGIA

Ralph Raymond, Head Coach – Worcester, Mass.
 Ralph Weekly Jr., Asst. Coach – Chattanooga, Tenn.
 Margie Wright, Asst. Coach – Warrensburg, Ill.
 Ronnie Isham, Team Leader – Stephenville, Texas
 Laura Berg – Santa Fe Springs, Calif.
 Gillian Boxx – Torrance, Calif.
 Sheila (Cornell) Douty – Diamond Bar, Calif.
 Lisa Fernandez – Long Beach, Calif.
 Michele Granger – Anchorage, Alaska
 Lori Harrigan – Las Vegas, Nev.
 Dionna Harris – Wilmington, Del.
 Kim Maher – Fresno, Calif.

Leah O'Brien-Amico – Chino, Calif.
 Dot Richardson – Orlando, Fla.
 Julie Smith – Glendora, Calif.
 Michele Smith – Califon, N.J.
 Shelly Stokes – Sacramento, Calif.
 Dani Tyler – River Forest, Ill.
 Christa Williams – Houston, Texas
 Jennifer Brundage (alternate) – Irvine, Calif.
 Barb Jordan (alternate) – N. Hollywood, Calif.
 Jennifer McFalls (alternate) – Grand Prairie, Texas
 Martha O'Kelley (alternate) – Las Vegas, Nev.
 Michelle Venturella (alternate) – South Holland, Ill.

2000 OLYMPIC GAMES – SYDNEY, AUSTRALIA

Ralph Raymond, Head Coach – Worcester, Mass.
 Margo Jonker, Asst. Coach – Mt. Pleasant, Mich.
 Shirley Topley, Asst. Coach – Anaheim, Calif.
 Ralph Weekly Jr., Team Leader – Chattanooga, Tenn.
 Christie Ambrosi – Overland Park, Kan.
 Laura Berg – Santa Fe Springs, Calif.
 Jennifer Brundage – Irvine, Calif.
 Crystl Bustos – Canyon Country, Calif.
 Shelia Douty – Diamond Bar, Calif.
 Lisa Fernandez – Long Beach, Calif.
 Lori Harrigan – Las Vegas, Nev.
 Danielle Henderson – Commack, N.Y.

Jennifer McFalls – Grand Prairie, Texas
 Stacey Nuveman – La Verne, Calif.
 Leah O'Brien-Amico – Chino Hills, Calif.
 Dot Richardson – Orlando, Fla.
 Michele Smith – Califon, N.J.
 Michelle Venturella – Indianapolis, Ind.
 Christa Williams – Houston, Texas
 Amanda Freed (alternate) – Cypress, Calif.
 Teri Klement (alternate) – Colorado Springs, Colo.
 Kelly Kretschman (alternate) – Indian Harbour Beach, Fla.
 Shelly Stokes (alternate) – Sacramento, Calif.

2004 OLYMPIC GAMES – ATHENS, GREECE

Mike Candrea, Head Coach – Casa Grande, Ariz.
 Ken Eriksen, Asst. Coach – Temple Terrace, Fla.
 John Rittman, Asst. Coach – San Jose, Calif.
 Polly McCormick, Team Leader – Ponca City, Okla.
 Laura Berg – Santa Fe Springs, Calif.
 Crystl Bustos – Canyon Country, Calif.
 Lisa Fernandez – Long Beach, Calif.
 Jennie Finch – La Mirada, Calif.
 Tairia Flowers – Tucson, Ariz.
 Amanda Freed – Cypress, Calif.
 Lori Harrigan – Las Vegas, Nev.


Lovieanne Jung – Fountain Valley, Calif.
 Kelly Kretschman – Indian Harbour Beach, Fla.
 Jessica Mendoza – Camarillo, Calif.
 Leah O'Brien-Amico – Chino Hills, Calif.
 Stacey Nuveman – La Verne, Calif.
 Cat Osterman – Houston, Tex.
 Jenny Topping – Whittier, Calif.
 Natasha Watley – Irvine, Calif.
 Jamie Clark (alternate) – Tustin, Calif.
 Nicole Giordano (alternate) – Saugus, Calif.
 Lauren Lappin (alternate) – Anaheim, Calif.

2008 OLYMPIC GAMES – BEIJING, CHINA

Mike Candrea, Head Coach – Casa Grande, Ariz.
 John Rittman, Asst. Coach – San Jose, Calif.
 Karen Johns, Asst. Coach – Whippany, N.J.
 Chuck D'Arcy, Asst. Coach – Sacramento, Calif.
 Ronnie Isham, Team Leader – Stephenville, Texas
 Monica Abbott – Salinas, Calif.
 Laura Berg – Santa Fe Springs, Calif.
 Crystl Bustos – Canyon Country, Calif.
 Andrea Duran – Selma, Calif.
 Jennie Finch – La Mirada, Calif.
 Tairia Flowers – Tucson, Ariz.
 Vicky Galindo – Union City, Calif.

Lovieanne Jung – Fountain Valley, Calif.
 Kelly Kretschman – Indian Harbour Beach, Fla.
 Lauren Lappin – Anaheim, Calif.
 Caitlin Lowe – Tustin, Calif.
 Jessica Mendoza – Camarillo, Calif.
 Stacey Nuveman – La Verne, Calif.
 Cat Osterman – Houston, Texas
 Natasha Watley – Irvine, Calif.
 Lisa Fernandez (alternate) – Long Beach, Calif.
 Alicia Hollowell (alternate) – Suisun, Calif.
 Jenny Topping (alternate) – Whittier, Calif.

ALL-TIME OLYMPIC GAME RESULTS



1996 - COLUMBUS, GEORGIA (8-1)

Date	Opponent	W/L	Result
July 21	Puerto Rico	W	10-0 (6)
July 22	Netherlands	W	9-0
July 23	Japan	W	6-1
July 24	Chinese Taipei	W	4-0
July 25	Canada	W	4-2
July 26	Australia	L	2-1
July 27	China	W	3-2
July 29	China	W	1-0 (10)
July 30	China	W	3-1

United States wins gold, China wins silver, Australia wins bronze

2000 - SYDNEY, AUSTRALIA (7-3)

Date	Opponent	W/L	Result
September 17	Canada	W	6-0
September 18	Cuba	W	3-0
September 19	Japan	L	2-1 (11)
September 20	China	L	2-0 (13)
September 21	Australia	L	2-1 (13)
September 22	New Zealand	W	2-0
September 23	Italy	W	6-0
September 24	China	W	3-0 (10)
September 25	Australia	W	1-0
September 26	Japan	W	2-1 (8)

United States wins gold, Japan wins silver, Australia wins bronze

2004 - ATHENS, GREECE (9-0)

Date	Opponent	W/L	Result
August 14	Italy	W	7-0 (5)
August 15	Australia	W	10-0 (5)
August 16	Japan	W	3-0 (8)
August 17	China	W	4-0
August 18	Canada	W	7-0 (5)
August 19	Greece	W	7-0 (5)
August 20	Chinese Taipei	W	3-0
August 22	Australia	W	5-0
August 23	Australia	W	5-1

United States wins gold, Australia wins silver, Japan wins bronze

2008 - BEIJING, CHINA (8-1)

Date	Opponent	W/L	Result
August 12	Venezuela	W	11-0 (5)
August 13	Australia	W	3-0
August 14	Canada	W	8-1
August 15	Japan	W	7-0 (5)
August 16	Chinese Taipei	W	7-0 (5)
August 17	Netherlands	W	8-0 (5)
August 18	China	W	9-0 (5)
August 20	Japan	W	4-1 (9)
August 21	Japan	L	3-1

Japan wins gold, United States wins silver, Australia wins bronze



ALL-TIME OLYMPIC PLAYER STATS

Monica Abbott 2008	W-L 3-0	ERA 0.29	G-GS 6-3	CG 1	IP 24.0	H 6	R 3	ER 1	BB 2	SO 32
Christie Ambrosi 2000	Avg. .063	AB 16	H 1	RBI 1	R 0	2B 0	3B 0	HR 0	SB 0	
Laura Berg 1996 2000 2004 2008 Total	Avg. .273 .158 .368 .500 .259	AB 22 38 19 6 85	H 6 6 7 3 22	RBI 0 0 1 1 2	R 2 2 4 2 10	2B 1 0 0 0 1	3B 0 0 0 0 0	HR 0 0 0 0 0	SB 0 0 1 1 2	
Gillian Boxx 1996	Avg. .250	AB 16	H 4	RBI 3	R 2	2B 1	3B 0	HR 0	SB 0	
Jennifer Brundage 2000	Avg. .281	AB 32	H 9	RBI 3	R 4	2B 1	3B 0	HR 2	SB 1	
Crystl Bustos 2000 2004 2008 Total	Avg. .270 .346 .500 .353	AB 37 26 22 85	H 10 9 11 30	RBI 4 10 10 24	R 5 9 12 26	2B 1 0 0 1	3B 0 0 0 0	HR 3 5 6 14	SB 0 1 0 1	
Sheila Cornell Douty 1996 2000 Total	Avg. .393 .156 .275	AB 28 32 60	H 11 5 16	RBI 9 3 12	R 5 4 9	2B 2 1 3	3B 0 0 0	HR 3 1 4	SB 0 0 0	
Andrea Duran 2008	Avg. .300	AB 20	H 6	RBI 5	R 4	2B 2	3B 0	HR 0	SB 1	
Lisa Fernandez 1996 2000 2004 Total	Avg. .348 .097 .545 .333	AB 23 31 22 76	H 8 3 12 23	RBI 5 2 8 15	R 5 3 3 13	2B 0 0 3 3	3B 0 0 0 0	HR 1 1 1 3	SB 0 1 0 1	
Pitching 1996 2000 2004 Total	W-L 1-1 2-1 4-1 7-1	ERA 0.33 0.47 0.29 0.36	G-GS 9-9 4-4 4-1 17-14	CG 0 3 1 4	IP 21.0 29.2 24.0 74.2	H 4 7 9 20	R 2 3 1 6	ER 1 2 1 4	BB 0 4 3 7	SO 31 52 10 93
Jennie Finch 2004 2008 Total	W-L 2-0 2-0 4-0	ERA 0.00 0.00 0.00	G-GS 2-2 3-2 5-4	CG 1 1 2	IP 8.0 11.0 19.0	H 1 2 3	R 0 0 0	ER 0 0 0	BB 1 3 4	SO 13 14 27
Tairia Flowers 2004 2008 Total	Avg. .000 .190 .174	AB 2 21 23	H 0 4 4	RBI 0 3 3	R 3 3 6	2B 0 1 1	3B 0 0 0	HR 0 1 1	SB 0 0 0	
Amanda Freed 2004	Avg. .167	AB 6	H 1	RBI 0	R 3	2B 1	3B 0	HR 0	SB 0	
Vicky Galindo 2008	Avg. .600	AB 5	H 3	RBI 1	R 1	2B 0	3B 0	HR 0	SB 0	
Michele Granger 1996	W-L 2-0	ERA 0.87	G-GS 3-3	CG 0	IP 16.0	H 11	R 2	ER 2	BB 5	SO 25
Lori Harrigan 1996 2000 2004 Total	W-L 1-0 2-0 1-0 4-0	ERA 0.00 0.00 0.00 0.00	G-GS 1-1 2-2 3-1 6-4	CG 0 1 1 2	IP 7.0 12.1 9.1 28.2	H 2 1 6 9	R 0 0 0 0	ER 0 0 0 0	BB 0 1 1 2	SO 5 13 11 29
Dionna Harris 1996	Avg. .409	AB 22	H 9	RBI 1	R 5	2B 0	3B 0	HR 0	SB 0	
Danielle Henderson 2000	W-L 1-0	ERA 0.00	G-GS 1-1	CG 0	IP 5.0	H 2	R 0	ER 0	BB 1	SO 7
Lovie Jung 2004 2008 Total	Avg. .300 .333 .317	AB 20 21 41	H 6 7 13	RBI 3 5 8	R 5 3 8	2B 1 1 2	3B 0 0 0	HR 0 0 0	SB 1 1 2	



Kelly Kretschman	Avg.	AB	H	RBI	R	2B	3B	HR	SB
2004	.333	21	7	5	4	3	1	1	0
2008	.348	23	8	6	5	1	0	1	0
Total	.341	44	15	11	9	4	1	2	0

Lauren Lappin	Avg.	AB	H	RBI	R	2B	3B	HR	SB
2008	.250	4	1	2	0	0	0	0	0

Caitlin Lowe	Avg.	AB	H	RBI	R	2B	3B	HR	SB
2008	.357	28	10	4	9	1	0	1	1

Kim Maher	Avg.	AB	H	RBI	R	2B	3B	HR	SB
1996	.219	32	7	3	7	1	0	1	0

Jennifer McFalls	Avg.	AB	H	RBI	R	2B	3B	HR	SB
2000	.000	7	0	0	2	0	0	0	0

Jessica Mendoza	Avg.	AB	H	RBI	R	2B	3B	HR	SB
2004	.250	20	5	5	6	1	1	0	0
2008	.333	24	8	9	10	2	0	4	2
Total	.295	44	13	14	16	3	1	4	2

Stacey Nuvevan	Avg.	AB	H	RBI	R	2B	3B	HR	SB
2000	.179	28	5	4	1	0	0	1	0
2004	.313	16	5	5	2	0	0	2	0
2008	.182	22	4	1	3	0	0	0	0
Total	.212	66	14	10	6	0	0	3	0

Leah O'Brien Amico	Avg.	AB	H	RBI	R	2B	3B	HR	SB
1996	.300	10	3	0	1	0	0	0	0
2000	.226	31	7	2	0	0	0	0	1
2004	.200	25	5	5	4	1	0	0	0
Total	.227	66	15	7	5	1	0	0	1

Cat Osterman	W-L	ERA	G-GS	CG	IP	H	R	ER	BB	SO
2004	2-0	0.00	6-5	1	14.2	2	0	0	5	23
2008	3-1	0.70	6-4	1	20.0	5	2	2	4	33
Total	5-1	0.40	12-9	2	34.2	7	2	2	9	56

Dot Richardson	Avg.	AB	H	RBI	R	2B	3B	HR	SB
1996	.273	33	9	7	7	2	0	3	0
2000	.179	28	5	3	1	0	0	1	0
Total	.230	61	14	10	8	2	0	4	0

Julie Smith	Avg.	AB	H	RBI	R	2B	3B	HR	SB
1996	.000	0	0	0	0	0	0	0	0

Michele Smith	Avg.	AB	H	RBI	R	2B	3B	HR	SB
1996	.211	19	4	2	3	1	0	0	0
2000	.095	21	2	0	3	1	0	0	0
Total	.150	40	6	2	6	2	0	0	0

Pitching	W-L	ERA	G-GS	CG	IP	H	R	ER	BB	SO
1996	2-0	1.50	9-8	0	14.0	8	3	3	3	23
2000	0-2	0.00	3-2	1	27.2	9	4	0	5	37
Total	2-2	0.75	12-10	1	41.2	17	7	3	8	60

Shelly Stokes	Avg.	AB	H	RBI	R	2B	3B	HR	SB
1996	.167	6	1	1	1	0	0	0	0

Jenny Topping	Avg.	AB	H	RBI	R	2B	3B	HR	SB
2004	.667	6	4	0	0	0	1	0	0

Dani Tyler	Avg.	AB	H	RBI	R	2B	3B	HR	SB
1996	.167	18	3	0	1	1	1	0	0

Michelle Venturella	Avg.	AB	H	RBI	R	2B	3B	HR	SB
2000	.000	5	0	0	0	0	0	0	0

Natasha Watley	Avg.	AB	H	RBI	R	2B	3B	HR	SB
2004	.400	30	12	4	8	1	1	0	5
2008	.321	28	9	6	6	0	0	2	2
Total	.362	58	21	20	14	1	1	2	7

Christa Williams	W-L	ERA	G-GS	CG	IP	H	R	ER	BB	SO
1996	2-0	0.00	2-1	0	9.2	3	0	0	2	15
2000	2-0	0.00	5-1	0	16.0	5	0	0	3	23
Total	4-0	0.00	7-2	0	25.2	8	0	0	5	38