



# How to Create Moments



# Two ways to create a Moment.

## Twitter.com on Web

---

The simplest way for anyone to create a moment on the web.

---

## Moment Maker

---

A tool for power users to create Moments via Tweetdeck.

---

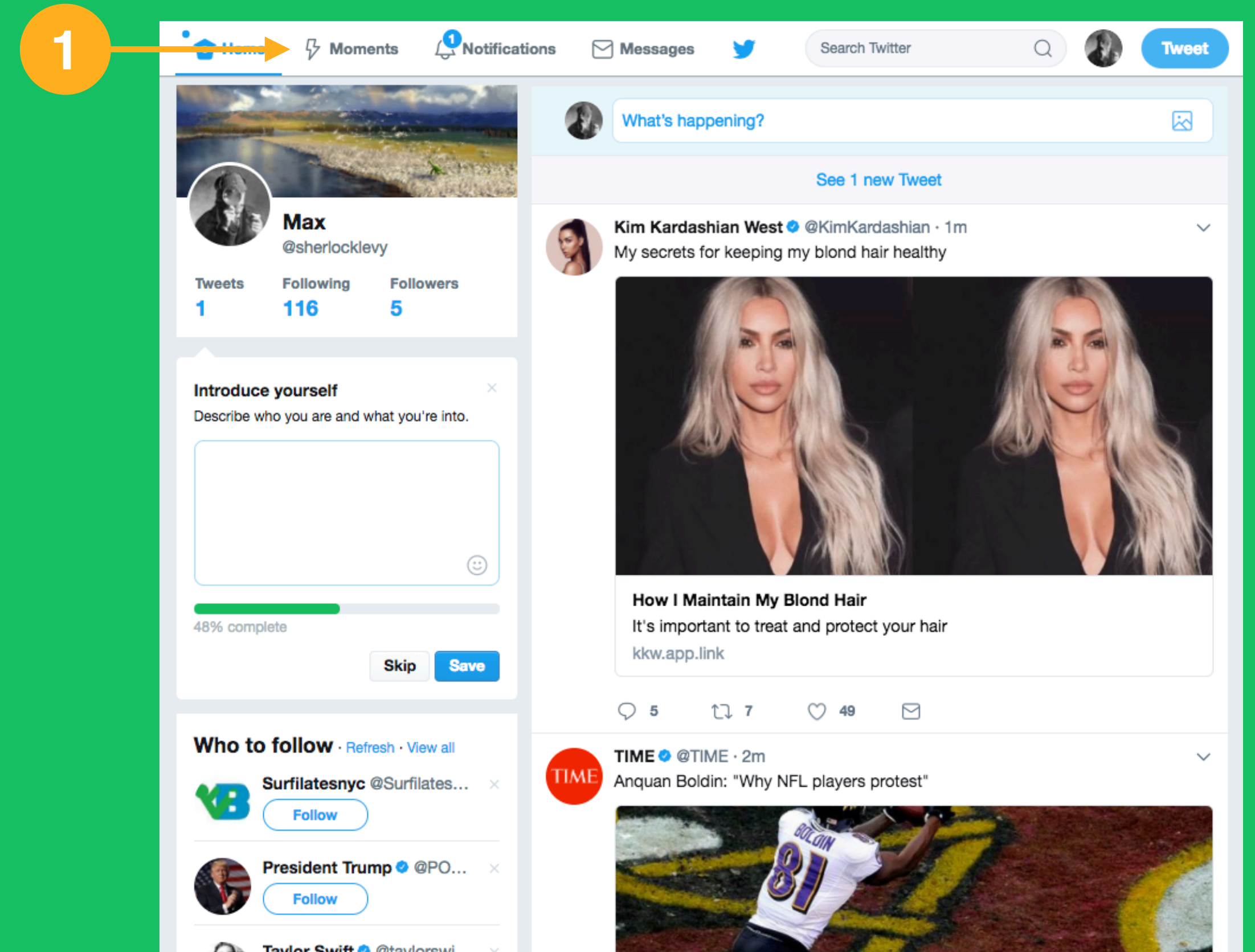


Web



# How do I make a Moment?

1. **Go to Moments** via the navigation bar.
2. **Create a New Moment.**
3. **Title your Moment** and give it a brief description.
4. **Add Tweets** by selecting from Tweets you've liked, your past Tweets or search for Tweets.
5. **Reorder your Tweets** by scrolling to the top of the page and use the arrows to move up or down.
6. **Select a Cover** for your Moment and crop it for web and mobile.
7. **Publish your Moment** and compose Tweet to share it to your followers.

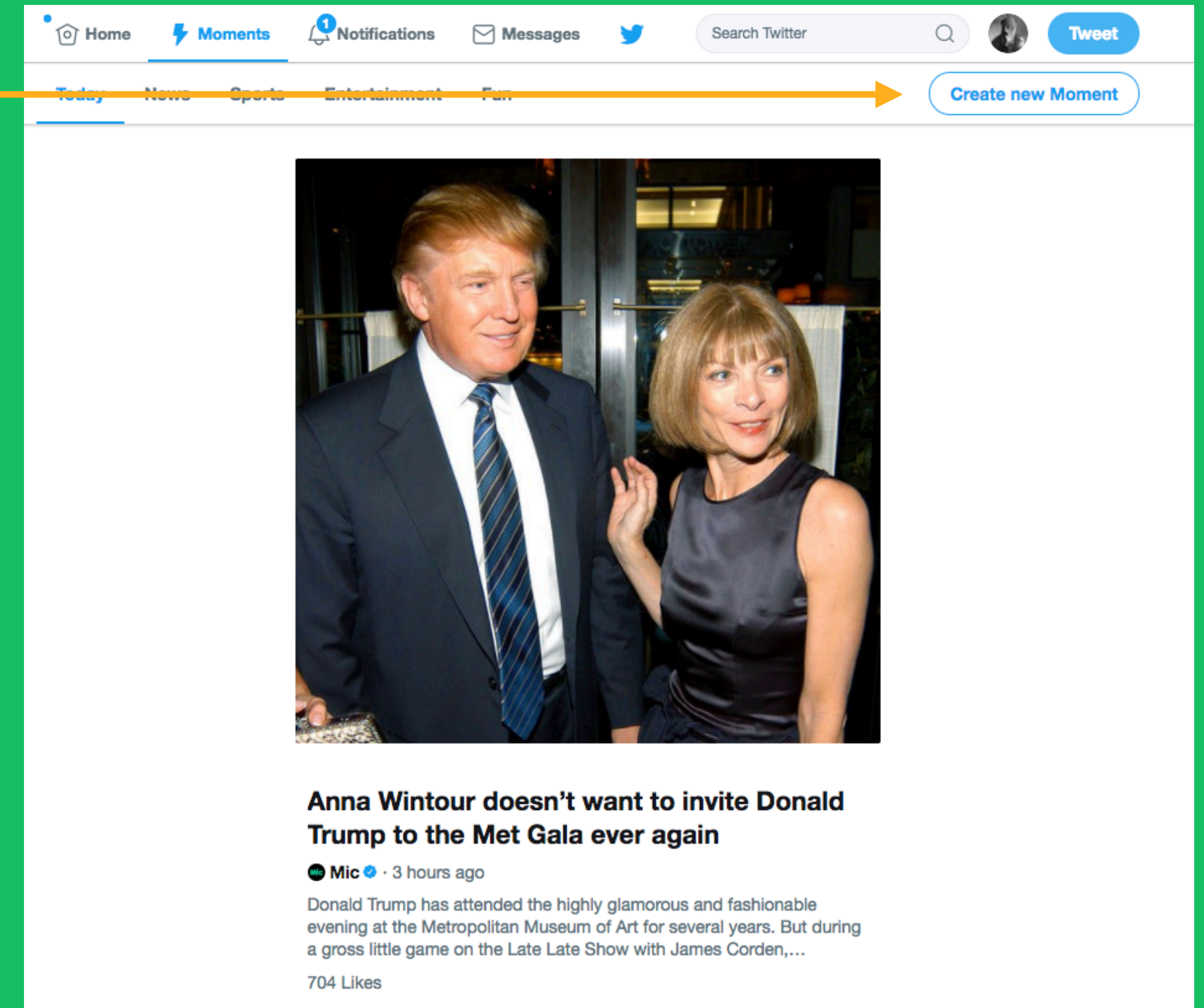




# How do I make a Moment?

1. **Go to Moments** via the navigation bar.
2. **Create a New Moment.**
3. **Title your Moment** and give it a brief description.
4. **Add Tweets** by selecting from Tweets you've liked, your past Tweets or search for Tweets.
5. **Reorder your Tweets** by scrolling to the top of the page and use the arrows to move up or down.
6. **Select a Cover** for your Moment and crop it for web and mobile.
7. **Publish your Moment** and compose Tweet to share it to your followers.

2

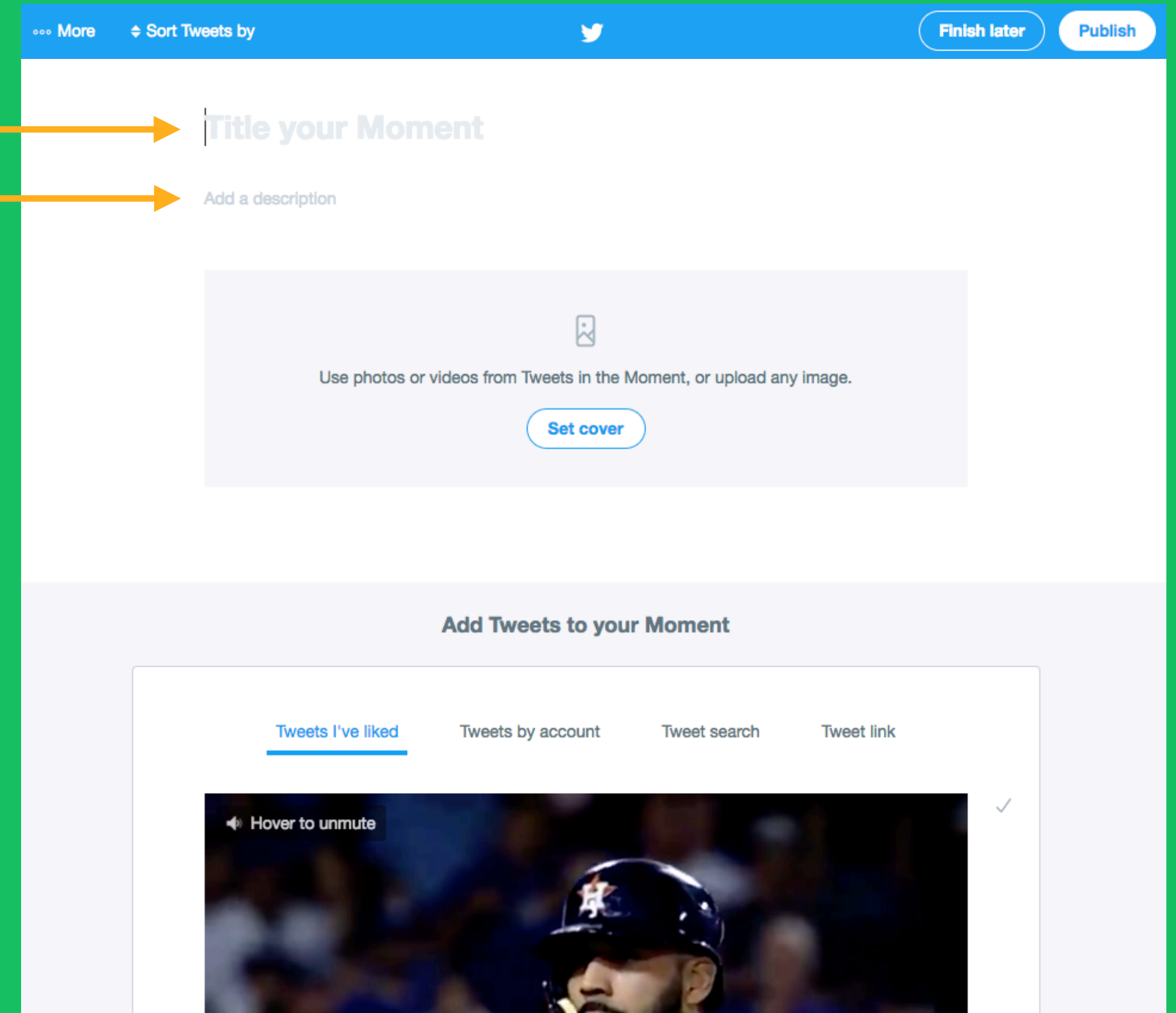




# How do I make a Moment?

1. **Go to Moments** via the navigation bar.
2. **Create a New Moment.**
3. **Title your Moment** and give it a brief description.
4. **Add Tweets** by selecting from Tweets you've liked, your past Tweets or search for Tweets.
5. **Reorder your Tweets** by scrolling to the top of the page and use the arrows to move up or down.
6. **Select a Cover** for your Moment and crop it for web and mobile.
7. **Publish your Moment** and compose Tweet to share it to your followers.

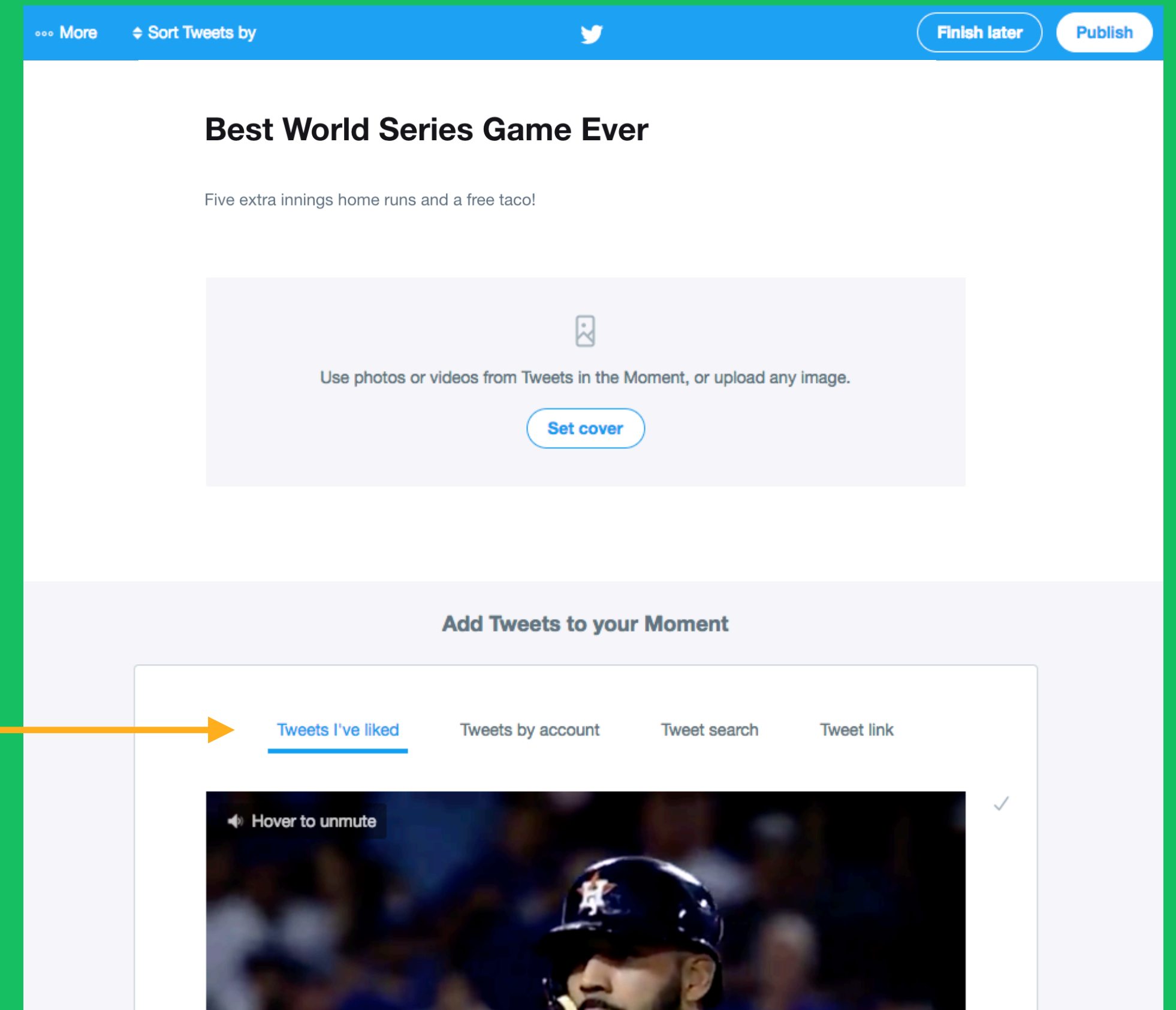
3





# How do I make a Moment?

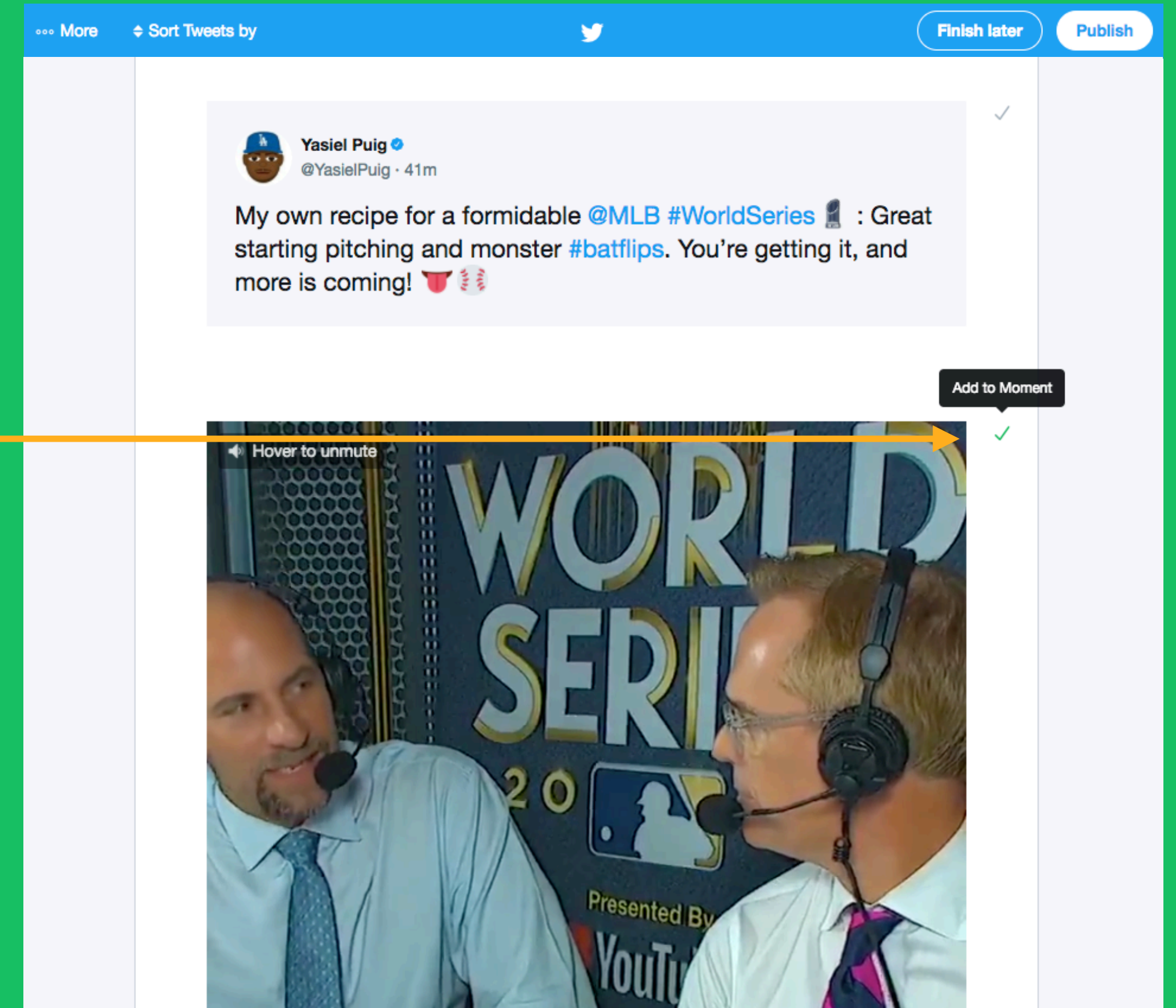
1. **Go to Moments** via the navigation bar.
2. **Create a New Moment.**
3. **Title your Moment** and give it a brief description.
4. **Add Tweets** by selecting from Tweets you've liked, your past Tweets or search for Tweets.
5. **Reorder your Tweets** by scrolling to the top of the page and use the arrows to move up or down.
6. **Select a Cover** for your Moment and crop it for web and mobile.
7. **Publish your Moment** and compose Tweet to share it to your followers.





# How do I make a Moment?

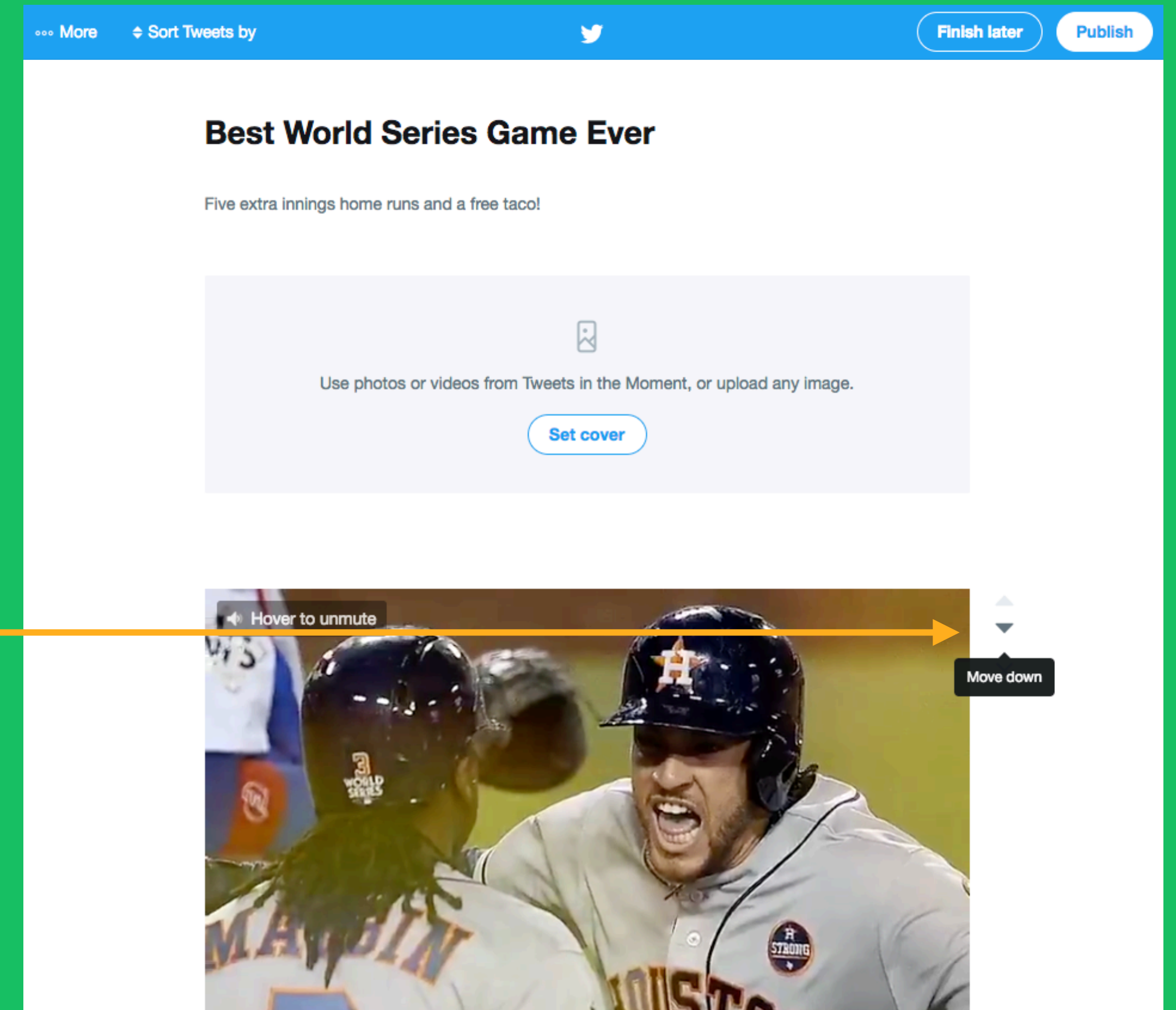
1. **Go to Moments** via the navigation bar.
2. **Create a New Moment.**
3. **Title your Moment** and give it a brief description.
4. **Add Tweets** by selecting from Tweets you've liked, your past Tweets or search for Tweets.
5. **Reorder your Tweets** by scrolling to the top of the page and use the arrows to move up or down.
6. **Select a Cover** for your Moment and crop it for web and mobile.
7. **Publish your Moment** and compose Tweet to share it to your followers.





# How do I make a Moment?

1. **Go to Moments** via the navigation bar.
2. **Create a New Moment.**
3. **Title your Moment** and give it a brief description.
4. **Add Tweets** by selecting from Tweets you've liked, your past Tweets or search for Tweets.
5. **Reorder your Tweets** by scrolling to the top of the page and use the arrows to move up or down.
6. **Select a Cover** for your Moment and crop it for web and mobile.
7. **Publish your Moment** and compose Tweet to share it to your followers.

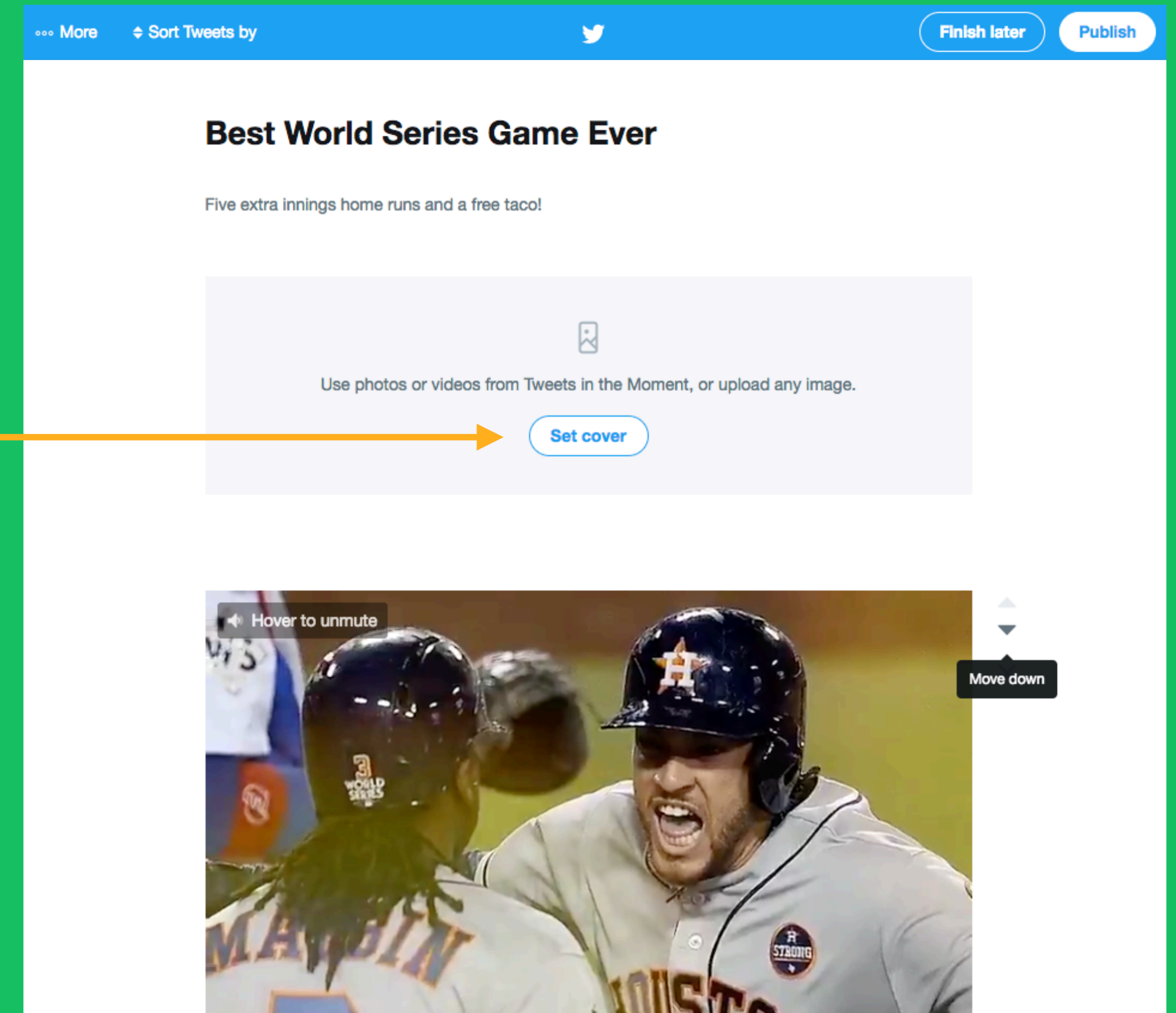




# How do I make a Moment?

1. **Go to Moments** via the navigation bar.
2. **Create a New Moment.**
3. **Title your Moment** and give it a brief description.
4. **Add Tweets** by selecting from Tweets you've liked, your past Tweets or search for Tweets.
5. **Reorder your Tweets** by scrolling to the top of the page and use the arrows to move up or down.
6. **Select a Cover** for your Moment and crop it for web and mobile.
7. **Publish your Moment** and compose Tweet to share it to your followers.

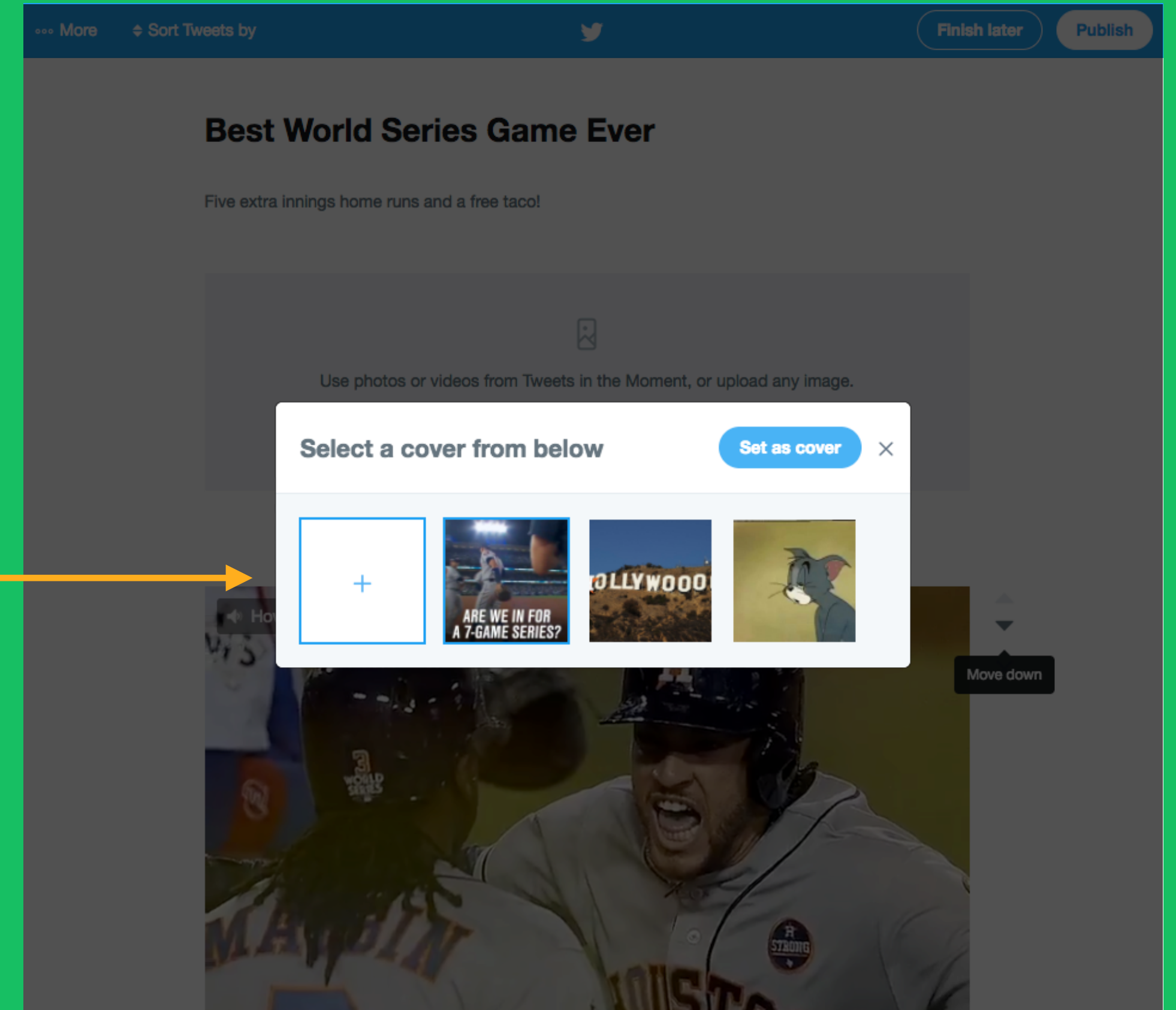
6





# How do I make a Moment?

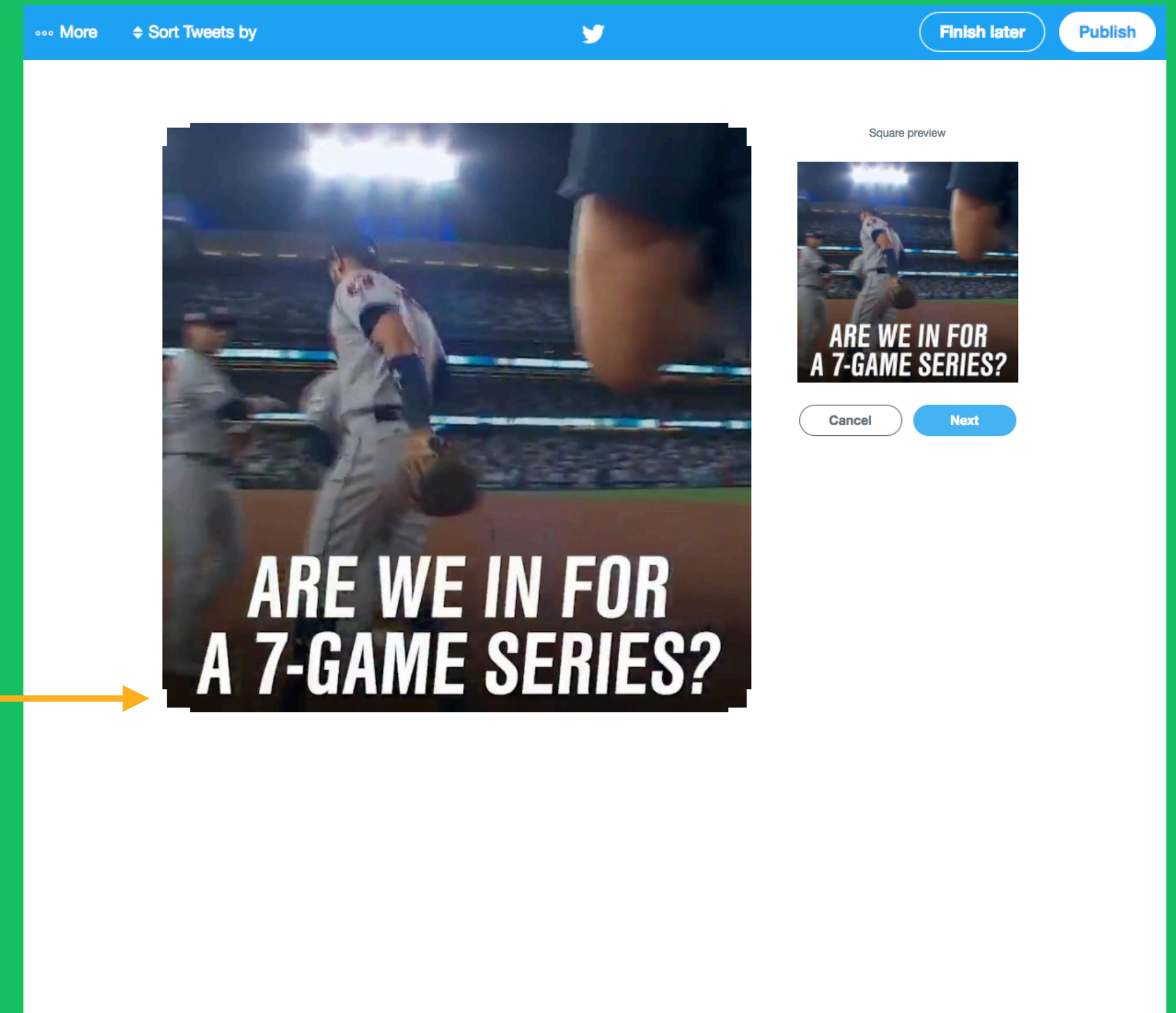
1. **Go to Moments** via the navigation bar.
2. **Create a New Moment.**
3. **Title your Moment** and give it a brief description.
4. **Add Tweets** by selecting from Tweets you've liked, your past Tweets or search for Tweets.
5. **Reorder your Tweets** by scrolling to the top of the page and use the arrows to move up or down.
6. **Select a Cover** for your Moment and crop it for web and mobile.
7. **Publish your Moment** and compose Tweet to share it to your followers.





# How do I make a Moment?

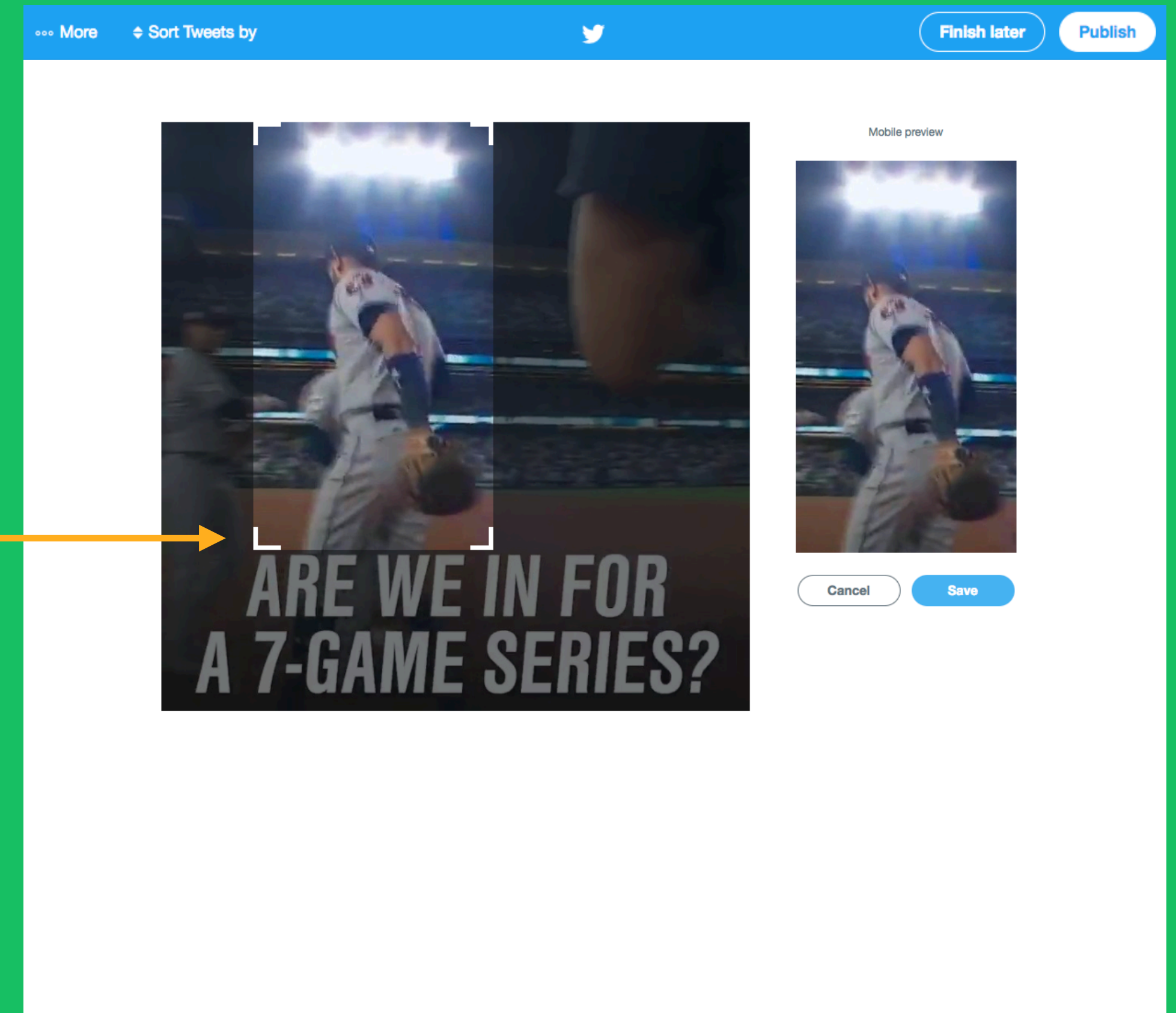
1. **Go to Moments** via the navigation bar.
2. **Create a New Moment.**
3. **Title your Moment** and give it a brief description.
4. **Add Tweets** by selecting from Tweets you've liked, your past Tweets or search for Tweets.
5. **Reorder your Tweets** by scrolling to the top of the page and use the arrows to move up or down.
6. **Select a Cover** for your Moment and crop it for web and mobile.
7. **Publish your Moment** and compose Tweet to share it to your followers.





# How do I make a Moment?

1. **Go to Moments** via the navigation bar.
2. **Create a New Moment.**
3. **Title your Moment** and give it a brief description.
4. **Add Tweets** by selecting from Tweets you've liked, your past Tweets or search for Tweets.
5. **Reorder your Tweets** by scrolling to the top of the page and use the arrows to move up or down.
6. **Select a Cover** for your Moment and crop it for web and mobile.
7. **Publish your Moment** and compose Tweet to share it to your followers.

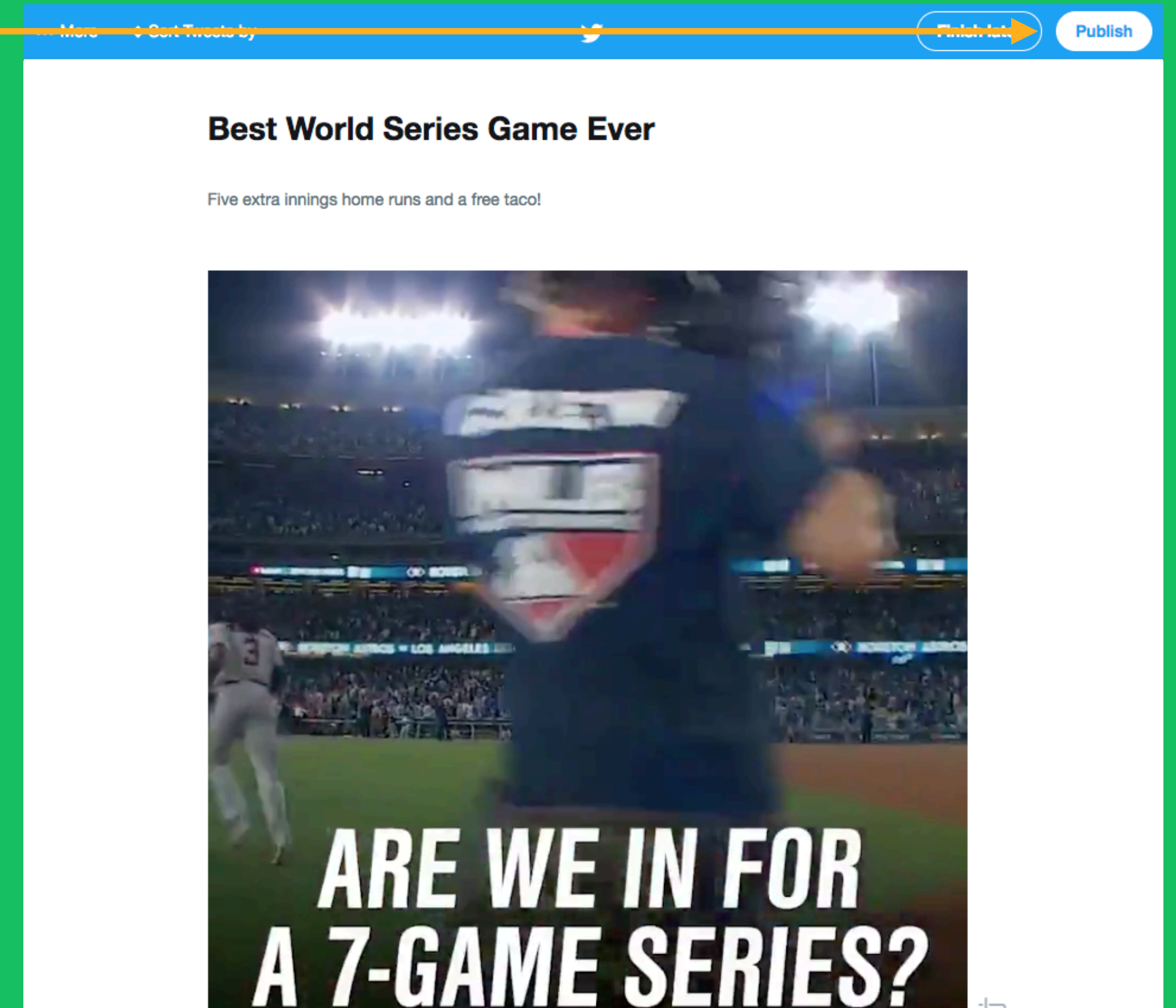




# How do I make a Moment?

1. **Go to Moments** via the navigation bar.
2. **Create a New Moment.**
3. **Title your Moment** and give it a brief description.
4. **Add Tweets** by selecting from Tweets you've liked, your past Tweets or search for Tweets.
5. **Reorder your Tweets** by scrolling to the top of the page and use the arrows to move up or down.
6. **Select a Cover** for your Moment and crop it for web and mobile.
7. **Publish your Moment** and compose Tweet to share it to your followers.

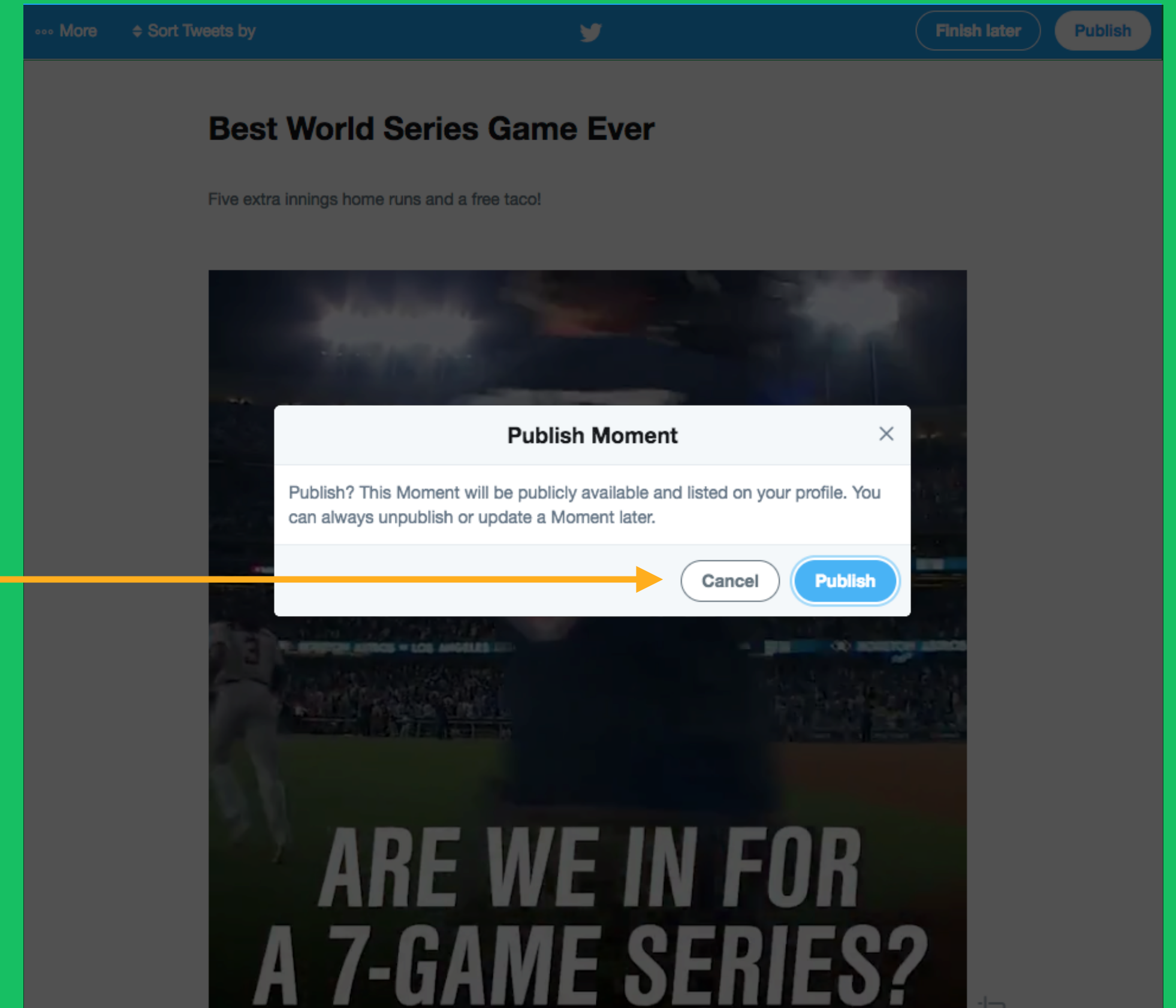
7





# How do I make a Moment?

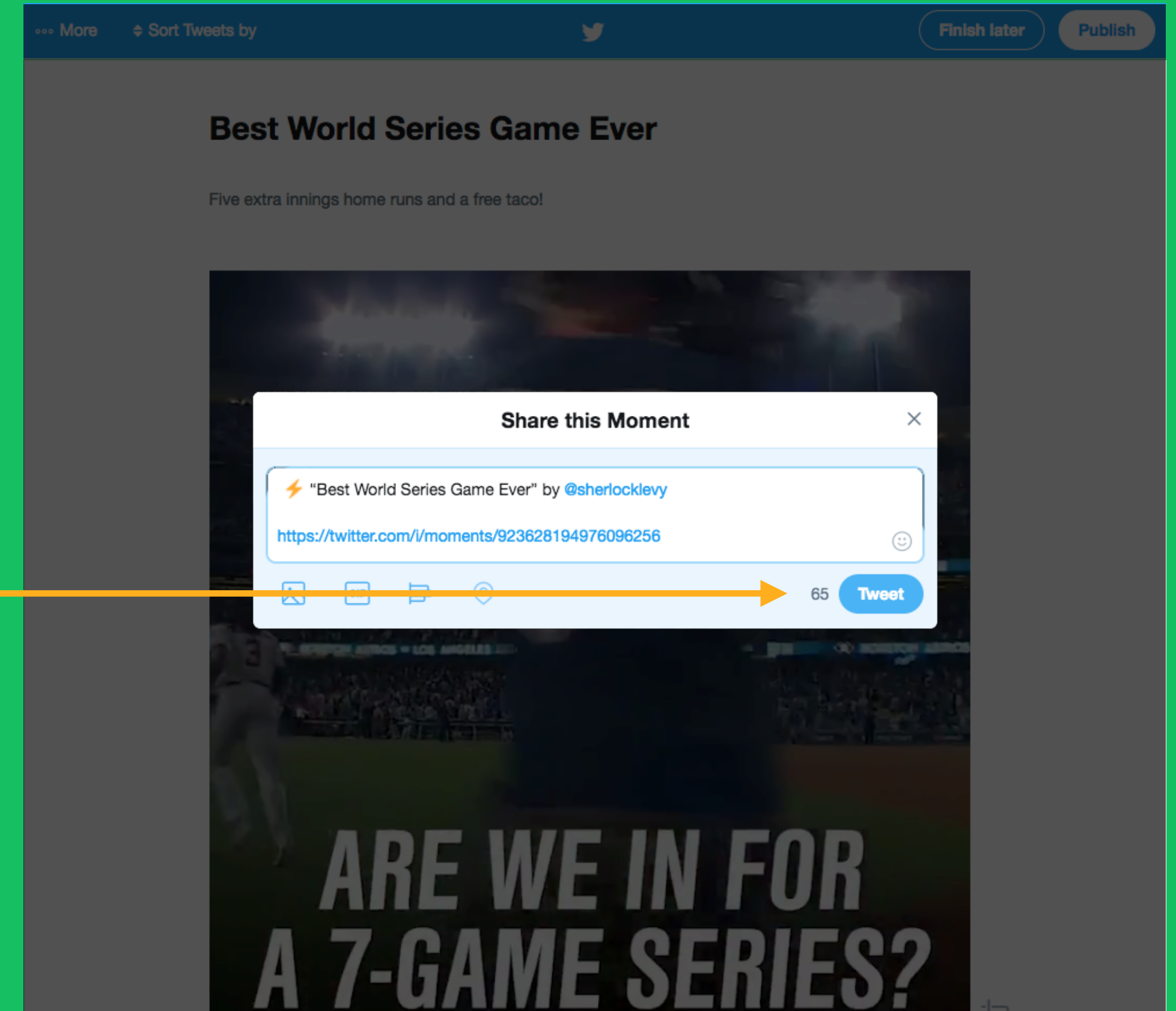
1. **Go to Moments** via the navigation bar.
2. **Create a New Moment.**
3. **Title your Moment** and give it a brief description.
4. **Add Tweets** by selecting from Tweets you've liked, your past Tweets or search for Tweets.
5. **Reorder your Tweets** by scrolling to the top of the page and use the arrows to move up or down.
6. **Select a Cover** for your Moment and crop it for web and mobile.
7. **Publish your Moment** and compose Tweet to share it to your followers.





# How do I make a Moment?

1. **Go to Moments** via the navigation bar.
2. **Create a New Moment.**
3. **Title your Moment** and give it a brief description.
4. **Add Tweets** by selecting from Tweets you've liked, your past Tweets or search for Tweets.
5. **Reorder your Tweets** by scrolling to the top of the page and use the arrows to move up or down.
6. **Select a Cover** for your Moment and crop it for web and mobile.
7. **Publish your Moment** and compose Tweet to share it to your followers.





# How do I make a Moment?

1. **Go to Moments** via the navigation bar.
2. **Create a New Moment.**
3. **Title your Moment** and give it a brief description.
4. **Add Tweets** by selecting from Tweets you've liked, your past Tweets or search for Tweets.
5. **Reorder your Tweets** by scrolling to the top of the page and use the arrows to move up or down.
6. **Select a Cover** for your Moment and crop it for web and mobile.
7. **Publish your Moment** and compose Tweet to share it to your followers.

